

DINNERLY



Low-Cal Shrimp Korma Curry over Jasmine Rice



ca. 20min



2 Servings

Is this korma calling your name? We're pretty sure we heard it right. This Indian staple boasts a fragrant, creamy curry sauce thanks to coconut milk powder, tomato paste, and a healthy dose of garam masala. Succulent shrimp, tender peas, and jasmine rice will soak it right up. We've got you covered!

WHAT WE SEND

- 5 oz jasmine rice
- ½ lb pkg shrimp ²
- 2 (¾ oz) coconut milk powder ^{1,3}
- ¼ oz garam masala
- 6 oz tomato paste
- 5 oz peas

WHAT YOU NEED

- kosher salt & ground pepper
- olive oil
- sugar
- apple cider vinegar (or white wine vinegar)
- garlic

TOOLS

- small saucepan
- microplane or grater
- medium skillet

ALLERGENS

Milk (1), Shellfish (2), Tree Nuts (3). May contain traces of other allergens. Packaged in a facility that packages gluten containing products.

NUTRITION PER SERVING

Calories 540kcal, Fat 13g, Carbs 74g, Protein 29g



1. Cook rice

In a small saucepan, combine **rice**, **1¼ cups water**, and **½ teaspoon salt**; bring to a boil over high heat. Reduce heat to low, cover, and cook until rice is tender and water is absorbed, about 17 minutes. Keep covered off heat until ready to serve.



2. Prep ingredients

Finely grate **1 teaspoon garlic**.

Rinse **shrimp** and pat very dry (first thaw under cool running water, if necessary); season all over with **salt** and **pepper**.


In a liquid measuring cup, combine **coconut milk powder** with **1 cup hot tap water**.



3. Cook shrimp & aromatics

Heat **1 tablespoon oil** in a medium skillet over medium-high. Add **shrimp** and cook until pink, flipping halfway through cooking time, about 3 minutes.


Add **grated garlic**, **garam masala**, and **1 heaping tablespoon tomato paste**. Cook until tomato paste turns brick red and aromatics are fragrant, 1–2 minutes.



4. Build broth & add peas

Add **coconut milk** to skillet with **shrimp** and bring to a simmer. Reduce heat to low and simmer, stirring, until sauce has thickened, about 2 minutes.

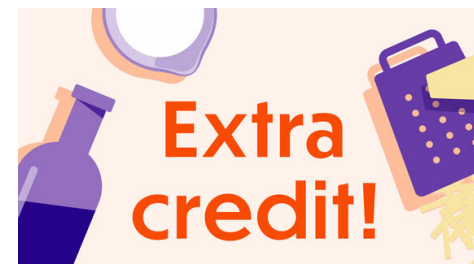
Add **peas** and cook until heated through, about 2 minutes more.



5. Finish & serve

To same skillet, stir in **½ teaspoon sugar** and **1½ teaspoons vinegar**. Season to taste with **salt** and **pepper**. Fluff **rice** with a fork.

Serve **shrimp korma curry** over **rice**. Enjoy!



6. Lime to the rescue!

Don't have vinegar? Add a squeeze of lime instead. A sprinkle of cilantro leaves over top before serving wouldn't hurt either.