

# DINNERLY



## Low-Carb Tex-Mex Salad with Large Shrimp

Corn & Cheddar



20-30min



2 Servings

The great thing about a taco salad, aside from the flavor, is how it scratches that taco itch without the taco mess. Everything fits right on your fork! These plump large shrimp, juicy tomatoes, sweet corn, and shredded cheddar-jack will convert even the most salad-averse. We've got you covered!

## WHAT WE SEND

- 10 oz pkg shrimp <sup>2</sup>
- ¼ oz taco seasoning
- 1 romaine heart
- 1 plum tomato
- 2½ oz corn
- 2 oz shredded cheddar-jack blend <sup>7</sup>

## WHAT YOU NEED

- olive oil
- kosher salt & ground pepper
- garlic
- apple cider vinegar (or red wine vinegar)
- sugar

## TOOLS

- medium skillet

## ALLERGENS

Shellfish (2), Milk (7). May contain traces of other allergens. Packaged in a facility that packages gluten containing products.

## NUTRITION PER SERVING

Calories 460kcal, Fat 32g, Carbs 15g, Protein 33g



### 1. Marinate shrimp

Rinse **shrimp** and pat very dry (first thaw under cool running water, if necessary).

In a medium bowl, stir to combine **2 teaspoons taco seasoning, 1 teaspoon oil, and a few grinds of pepper**. Add shrimp, tossing to coat. Set aside to marinate at room temperature until step 4.

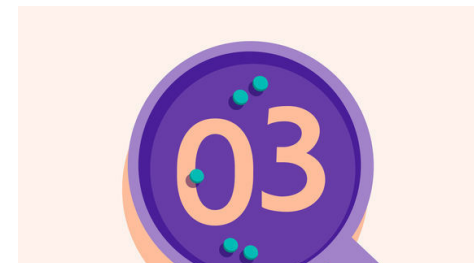


### 2. Prep veggies

Halve **lettuce** lengthwise, then cut crosswise into 2-inch pieces, discarding stem end.

Quarter **tomato**, then cut into ½-inch pieces.


Finely chop **1 teaspoon garlic**.



### 3. Make dressing & cook corn


In a second medium bowl, stir to combine **1½ tablespoons each of oil and vinegar, ½ teaspoon taco seasoning, and a pinch of sugar**; season with **salt and pepper**.

Heat **2 teaspoons oil** in a medium skillet over medium-high. Add **corn and chopped garlic**; cook until garlic is lightly browned and fragrant, 1–2 minutes. Add to bowl with **dressing**; toss in **tomatoes** to coat.



### 4. Cook shrimp

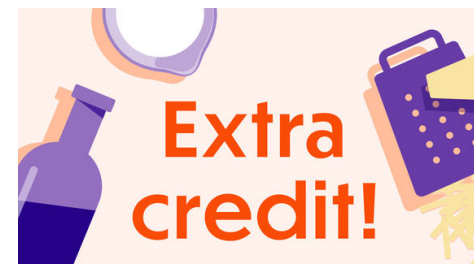
Heat **1 tablespoon oil** in same skillet over medium-high. Add **shrimp** and cook, stirring occasionally, until pink and cooked through, about 2 minutes (if skillet starts to scorch, add 1 tablespoon water at a time, as needed).



### 5. Assemble & serve

To bowl with **dressed corn and tomatoes**, add **lettuce** and toss to combine.

Serve **taco salad** topped with **shrimp and cheese**. Enjoy!



### 6. Take it to the next level

Add a cool touch to this fiesta with a lime crema! In a small bowl, whisk together sour cream, lime juice, a pinch each of salt and pepper—even a dash of hot sauce if you're feeling spicy. Drizzle over taco salad bowls before serving.