

# DINNERLY



## Low-Cal Spice-Rubbed Shrimp with Rice Pilaf & Fresh Tomato Salsa



30min



2 Servings

There's a lot more to Tex-mex than burritos and tacos. To prove it, we brought those classic flavors into this low-cal, low-fat masterpiece. We rub plump shrimp with taco seasoning, then pair it with fresh and zingy salsa and a pillowy bed of rice and peppers—what more could a cowboy ask for? We've got you covered!

### WHAT WE SEND

- 1 green bell pepper
- 5 oz jasmine rice
- 2 plum tomatoes
- 2 scallions
- ½ lb pkg shrimp<sup>1</sup>
- ¼ oz taco seasoning

### WHAT YOU NEED

- garlic
- olive oil
- red wine vinegar (or apple cider vinegar)
- kosher salt & ground pepper

### TOOLS

- small saucepan
- large nonstick skillet

### ALLERGENS

Shellfish (1). May contain traces of other allergens. Packaged in a facility that packages gluten containing products.

### NUTRITION PER SERVING

Calories 540kcal, Fat 15g, Carbs 71g, Protein 26g



#### 1. Prep peppers & garlic

Finely chop **2 teaspoons garlic**. Halve **pepper** lengthwise, discard stem and seeds, and cut into thin strips.

Heat **1 tablespoon oil** in a small saucepan over medium-high. Add peppers and **a pinch each of salt and pepper**. Cook, stirring occasionally, until slightly softened, 2–3 minutes.



#### 2. Cook rice


Add **rice** and **chopped garlic**; cook, stirring, until rice is toasted, about 2 minutes. Stir in **1¼ cups water** and **½ teaspoon salt**. Bring to a boil, then cover and cook over low heat until rice is tender and water is absorbed, about 17 minutes.



#### 3. Make salsa

Cut **tomatoes** into ¼-inch pieces. Trim ends from **scallions**, then thinly slice.


In a medium bowl, stir together **tomatoes**, **⅔ of the scallions**, **1 teaspoon vinegar**, and **a pinch each of salt and pepper**.



#### 4. SHRIMP VARIATION


Rinse **shrimp** and pat very dry. season all over with **salt** and **taco seasoning**. Heat **2 teaspoons oil** in a medium skillet over high. Add shrimp and cook until just curled and pink, 2–3 minutes.

Serve **spice-rubbed shrimp** with **rice pilaf** and **salsa**. Garnish with **remaining scallions**. Enjoy!



#### 5. ...

What were you expecting, more steps?



#### 6. ...

You're not gonna find them here! Kick back, relax, and enjoy your Dinnerly!