

# DINNERLY



## Scallion-Ginger Swai Foil Packet with Snow Peas



20-30min



2 Servings

The no mess, no stress foil packet has come to save the day once again. We steam tender, flaky swai fish with fragrant ginger and scallions and with a tamari sauce that soaks right into the flesh. Then for another boost of flavor, we fry more ginger and scallions, making an infused oil that we pour over the fish with a dramatic sizzle. We've got you covered!

## WHAT WE SEND

- ½ lb snow peas
- 1 oz mirin <sup>4</sup>
- ½ oz tamari soy sauce <sup>3</sup>
- ½ oz toasted sesame oil <sup>2</sup>
- 1 piece fresh ginger
- 2 scallions
- 10 oz pkg swai <sup>1</sup>

## WHAT YOU NEED

- sugar
- kosher salt
- neutral oil

## TOOLS


- microwave
- aluminium foil
- rimmed baking sheet
- small skillet

## ALLERGENS

Fish (1), Sesame (2), Soy (3), Sulphites (4). May contain traces of other allergens. Packaged in a facility that packages gluten containing products.

## NUTRITION PER SERVING


Calories 320kcal, Fat 17g, Carbs 17g, Protein 29g



### 1. SNOW PEA VARIATION

Preheat oven to 450°F with a rack in the center.

Trim **snow peas**, then snap or cut in half crosswise. Add to a medium microwave-safe bowl and season with **salt** and **pepper**. Microwave on high until bright green and tender, 2–3 minutes. Cover and set aside until ready to serve.

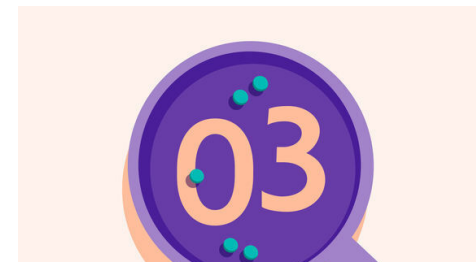


### 2. Prep ingredients

In a small bowl, whisk together **mirin**, **tamari**, ½ **teaspoon** **sesame oil**, and 1 **teaspoon** **sugar**.

Cut **half of the ginger** into thin slices. Trim **scallions**; cut in half where the whites meet the greens. Cut 2 pieces of foil into 12x20-inch rectangles.


Pat **fish** dry; lightly season with **salt**. Place 1 filet in the center of each foil. Divide ginger and scallion whites between fish.



### 3. Bake foil packets

Fold up edges of foil to form a well; divide **tamari mixture** between **fish**. Crimp foil edges together to make a well-sealed, loose packet with seam on top. Place packets on a rimmed baking sheet.


Bake on center oven rack until fish is just cooked through, 12–14 minutes.



### 4. Prep scallion-ginger oil

Meanwhile, cut **scallion greens** into 2-inch pieces; thinly slice lengthwise (see step 6!). Peel **remaining ginger**; cut into thin matchsticks.

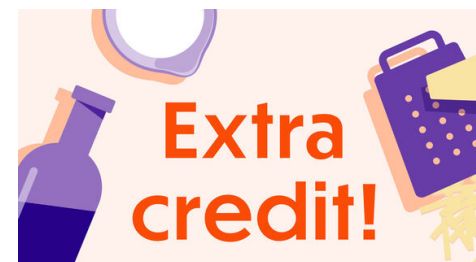
Carefully open foil packets, letting steam escape. Discard **ginger and scallion pieces**. Carefully transfer **fish** onto serving plate; pour **sauce** over top.



### 5. Fry scallion oil & serve

In a small skillet, heat 2 **tablespoons** **neutral oil** over high until shimmering. Add **ginger** and cook, stirring, until starting to brown and crisp, 20–30 seconds. Add **scallion greens** and remove from heat (mixture should be sizzling). Reheat **snow peas** in microwave, if needed.

Serve **fish** with **scallion-ginger oil** spooned over top and with **snow peas** alongside. Enjoy!



### 6. Ooh, fancy!

For a nicer garnish, place the scallion greens in step 4 in a small bowl of ice water for 5 minutes. The chill will make them curl up! Remember to pat them dry before adding to the oil in step 5.