

DINNERLY



Limited Time! Harissa-Spiced Salmon with Seared Zucchini & Pearl Couscous



30min



2 Servings

Harissa, a spice blend native to the North African region of Maghreb, is traditionally made of a blend of roasted peppers, chilies, and aromatics like garlic, coriander, and cumin. Rub it all over salmon then sear the fish up, then serve alongside lemony, herby toasted pearl couscous and par-seared zucchini for a perfectly spiced and delightfully flavorful 30-minute dinner. We've got you covered!

WHAT WE SEND

- 3 oz pearl couscous²
- 1 zucchini
- ¼ oz fresh parsley
- 1 lemon
- 8 oz pkg salmon filets¹
- ¼ oz harissa spice blend

WHAT YOU NEED

- kosher salt & ground pepper
- olive oil

TOOLS

- small saucepan
- medium nonstick skillet

ALLERGENS

Fish (1), Wheat (2). May contain traces of other allergens. Packaged in a facility that packages gluten containing products.


NUTRITION PER SERVING

Calories 670kcal, Fat 45g, Carbs 38g, Protein 30g



1. Cook couscous

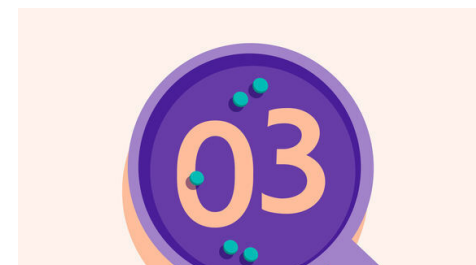
Heat **1 teaspoon oil** in a small saucepan over medium-high. Add **couscous** and cook, stirring, until golden-brown, about 3 minutes. Add **¾ cup water** and **½ teaspoon salt**. Cover and bring to a boil over high heat. Reduce heat to low; cover and cook until al dente, 10–12 minutes. Keep covered off heat.



2. Prep ingredients


Meanwhile, scrub **zucchini**; halve lengthwise, then cut crosswise into ¾-inch thick half moons. Pick **parsley leaves** from stems and finely chop; discard stems. Finely grate **zest of half the lemon**; squeeze **1 tablespoon juice**. Cut **remainder of lemon** into wedges.

Pat **salmon** dry. Sprinkle flesh side of fish with **harissa spice**; season all over with **salt** and **pepper**.




3. Cook zucchini

In a medium nonstick skillet, heat **1 tablespoon oil** over medium-high. Add **zucchini** in a single layer; season with **salt** and **pepper**. Cook **zucchini**, undisturbed, until well-browned on the bottom, 3–4 minutes. Flip zucchini and continue cooking until tender, 2–3 minutes more. Season to taste with **salt** and **pepper**; transfer to a plate.



4. Cook salmon

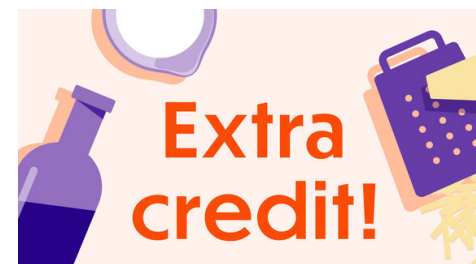
Heat **1 tablespoon oil** *in same skillet over medium-high. Reduce heat to medium; add salmon*, skin-side down. Firmly press each filet with back of a spatula, 10 seconds. Cook, occasionally pressing gently on filets, until skin is well browned and very crisp and fish is almost cooked through, 4–5 minutes. Flip and cook until just medium, about 1 minute more.



5. Finish & serve

Transfer **salmon** to serving plates.

Stir **lemon zest and juice**, **parsley**, and **2 tablespoons oil** into **couscous**; mix until combined and season to taste with **salt** and **pepper**. Serve **fish** with **couscous**, **zucchini**, and **lemon wedges** on the side. Enjoy!



6. Check us out!

Want to see helpful cooking tips, tricks, and bonus Dinnerly content? Follow us on Instagram @dinnerly or TikTok @dinnerlyus for more!