

DINNERLY



Lemon-Butter Tilapia with Mashed Potatoes & Spinach



20-30min



2 Servings

Dinnerly's resident dietitian is bringing you meals that are both ultra-satisfying and super nourishing. Nothing beats tilapia in a rich lemon butter sauce, so the fact that it's a great source of essential fatty acids is just the cherry on top. Plus, combining a plant rich in iron, like cooked spinach, with something that offers vitamin C, like lemon juice, helps your body absorb all those nutrients! We've got you covered!

WHAT WE SEND

- 2 potatoes
- 1 lemon
- 10 oz pkg tilapia ¹
- ¼ oz paprika
- 5 oz baby spinach
- 1 oz sour cream ²

WHAT YOU NEED

- kosher salt & ground pepper
- 5 Tbsp butter ²
- olive oil
- garlic

TOOLS

- medium saucepan
- microwave
- microplane or grater
- medium (1½ quart) baking dish

COOKING TIP

If you don't have a microwave for step 4, sauté the spinach in a medium skillet over medium heat until wilted.

ALLERGENS

Fish (1), Milk (2). May contain traces of other allergens. Packaged in a facility that packages gluten containing products.


NUTRITION PER SERVING

Calories 650kcal, Fat 37g, Carbs 45g, Protein 36g



1. Boil potatoes

Preheat oven to 425°F with a rack in the center. Peel **potatoes**, then cut into 1-inch pieces. Place in a medium saucepan with enough **salted water** to cover by 1 inch. Cover and bring to a boil over high heat. Uncover; cook until easily pierced with a fork, about 8 minutes. Reserve **½ cup cooking water**, then drain potatoes and return to saucepan off heat; cover and set aside for step 5.

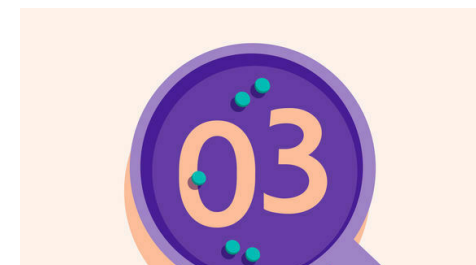


2. Make lemon-butter sauce

Finely chop **1½ teaspoons garlic**.

In a small microwave-safe bowl, microwave **4 tablespoons butter** until melted. Into same bowl, finely grate zest from **lemon** and squeeze **2 teaspoons juice**. Stir in **half of the chopped garlic**; season with **salt and pepper**.

Slice **remainder of lemon** into thin rounds.



3. Bake fish


Pat **tilapia** dry and season all over with **1 teaspoon paprika** and a **pinch each of salt and pepper**. Transfer to a medium baking dish. Drizzle with **some of the lemon-butter sauce**; arrange **lemon slices** over top.

Bake on center oven rack until fish is cooked through and easily flakes with a fork, about 10–12 minutes.



4. Cook spinach

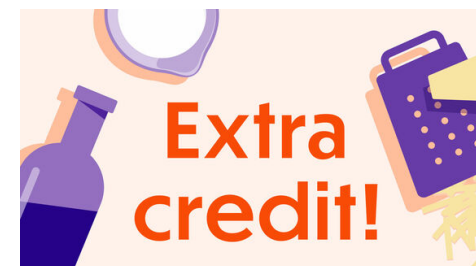
In a medium microwave-safe bowl, combine **spinach**, **remaining chopped garlic**, and **1 teaspoon oil**. Cover with plastic wrap or a damp paper towel and microwave on high until wilted, 1–2 minutes. Stir to combine and season to taste with **salt and pepper**.



5. Mash potatoes & serve

Heat saucepan with **potatoes** over medium. Cook, stirring, until dry and breaking apart, 1–2 minutes. Remove from heat; add **sour cream**, **reserved cooking water**, and **1 tablespoon butter**. Mash with a potato masher or fork until smooth; season to taste with **salt and pepper**.

Serve **tilapia** over **mashed potatoes** and **spinach** with **remaining sauce** spooned over top. Enjoy!



6. Did you know?

Research shows that about ⅓ of the food in US grocery stores is thrown out. Here at Dinnerly, we only buy what we need, when we need it, which is why <1% of our food goes to waste. On top of that, we're committed to cutting our food loss and waste by another 50% by 2030.