



# DINNERLY



## Low-Carb Sun-Dried Tomato Meatloaf & Zucchini with Feta

 30-40min  2 Servings

It's cheesy. It's tangy. It's a little sweet. It's 100% delicious. Who needs a plus one when you can have all the quality time you need with this jazzed up meatloaf and roasted veggies? Spiked with feta and sun-dried tomatoes, then hit with a vinaigrette to balance everything, this is the meatloaf you deserve tonight. We've got you covered!

## WHAT WE SEND

- 1 oz sun-dried tomatoes <sup>17</sup>
- 1 red onion
- 10 oz pkg ground beef
- 1 oz panko <sup>1</sup>
- 2 oz feta <sup>7</sup>
- 2 zucchini

## WHAT YOU NEED

- olive oil
- kosher salt & ground pepper
- 1 large egg <sup>3</sup>
- balsamic (or white wine vinegar) <sup>17</sup>
- garlic

## TOOLS

- rimmed baking sheet

## COOKING TIP


Veggies might cook faster than the meat, so keep a close eye on them and remove from oven if they're browning too quickly.

## ALLERGENS

Wheat (1), Egg (3), Milk (7), Sulphites (17). May contain traces of other allergens. Packaged in a facility that packages gluten containing products.

## NUTRITION PER SERVING


Calories 830kcal, Fat 61g, Carbs 37g, Protein 38g



### 1. Prep veggies


Preheat oven to 425°F with a rack in the upper third.

Finely chop **sun-dried tomatoes**. Trim ends from **zucchini**; halve lengthwise, then cut into 2-inch pieces. Finely chop **1 teaspoon garlic**. Quarter **onion**, then finely chop  $\frac{1}{4}$  cup, leaving remaining wedges whole.




### 4. Roast meatloaf & veggies

Separate layers of **onion wedges** and add to baking sheet with partially roasted **zucchini**, using tongs or a spoon to carefully toss and combine. Push veggies to edges of baking sheet, then place **meatloaves** in center. Roast on upper oven rack until a thermometer inserted into meatloaves reaches 165°F internally, and veggies are tender and browned in spots, 20–22 minutes.



### 2. Start roasting zucchini

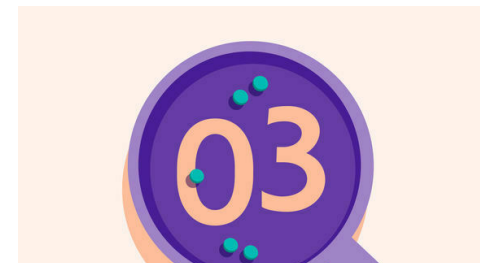
On a rimmed baking sheet, toss **zucchini** with **1 tablespoon oil**; season with **salt** and **pepper**. Roast on upper oven rack, about 5 minutes.



### 5. Make dressing & serve

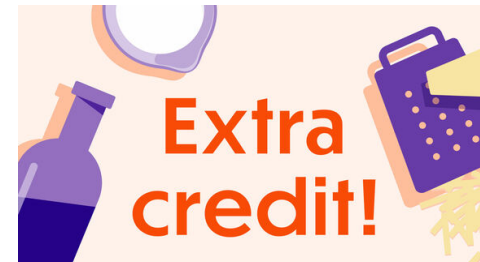
While **meatloaves** roast, in a small bowl, whisk to combine **2 tablespoons each of vinegar and oil** with **1 tablespoon water**; season with **salt** and **pepper**. Pour **dressing** over **roasted veggies** on baking sheet, tossing to coat. Spoon **some of the pan sauce** from baking sheet over meatloaves.

Serve **meatloaves** with **roasted zucchini and onions** alongside. Enjoy!



### 3. Season & shape beef

While **zucchini** roasts, crumble **feta** into a medium bowl. Add **beef, sun-dried tomatoes, panko, chopped garlic and onions, 1 large egg,  $\frac{1}{2}$  teaspoon of salt, and a few grinds of pepper**. Gently knead to combine. Divide into 2 equal-sized ovals.



### 6. Carbo load!

We love a low-carb dinner, but if you're in the mood for a little something extra, mashed potatoes are always a good idea!