

DINNERLY



Pulled Pork Tacos with Guac & Jalapeños

 under 20min  2 Servings

Dinner needs to be on the table ASAP. Do you A) Order take-out for the umpteenth time? Or B) Make these pulled pork tacos? Personally, we'd choose B. These tacos require absolutely no prepwork—just warm up the pork and tortillas and assemble the ingredients. So put your knife away and enjoy your Dinnerly without the stress or mess! We've got you covered!

WHAT WE SEND

- ½ lb pkg ready to heat pulled pork
- 4 oz red enchilada sauce
- 6 (6-inch) flour tortillas ^{1,2}
- 2 (2 oz) guacamole
- 2 oz pickled jalapeños

WHAT YOU NEED

- neutral oil

TOOLS


- microwave or medium nonstick skillet

ALLERGENS

Soy (1), Wheat (2). May contain traces of other allergens. Packaged in a facility that packages gluten containing products.

NUTRITION PER SERVING


Calories 730kcal, Fat 39g, Carbs 64g, Protein 20g



1. Cook pork

Microwave: In a microwave-safe bowl, break up **pork** and combine with **half of the enchilada sauce**. Cover with a paper towel; microwave on high until warmed through, 2–3 minutes.

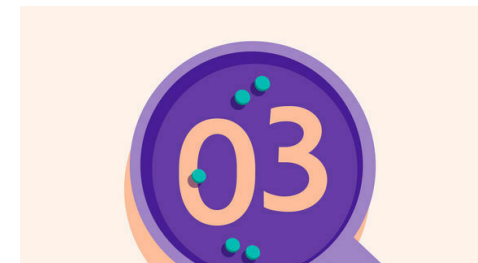
Stovetop: Heat **1 tablespoon oil** in a medium nonstick skillet over high. Add **pork**; break up into large pieces. Cook, stirring, until warmed through, 3–4 minutes. Stir in **half the enchilada sauce**.



2. Warm tortillas

Microwave: Stack and wrap **tortillas** in a damp paper towel or kitchen towel. Microwave until warmed through, 30 seconds–1 minute.

Stovetop: Heat a medium nonstick skillet over medium-high. Cook **1 tortilla** at a time until warmed and lightly golden, about 30 seconds per side. Transfer to a plate; cover or wrap in foil to keep warm as you go.



3. Assemble & serve

Divide **pulled pork mixture** among tortillas.

Serve **pulled pork tacos** topped with **remaining enchilada sauce**, **all of the guacamole**, and **pickled jalapeños**, as desired. Enjoy!



4. ...

What were you expecting, more steps?



5. ...



You're not gonna find them here!



6. ...

Kick back, relax, and enjoy your Dinnerly!

Questions about the recipe? Cooking hotline: **888-267-2850** (Mon - Fri 9AM-9PM)

View the recipe online by visiting your account at dinnerly.com    **#dinnerly**