



## Tex-Mex Turkey Burger

with Broccoli Slaw



30-40min



2 Servings

If you don't have a grill or grill pan, heat a large heavy skillet over medium-high. Add seasoned onions and peppers and cook until tender and charred in spots, about 10 minutes. Transfer vegetables to a plate. Wipe out skillet, then heat 1 teaspoon oil in same skillet over medium-high. Add turkey burgers, and cook, until cooked through, about 6 minutes per side.

## What we send

- 1 medium red onion
- 1 bell pepper
- ½ lb broccoli
- 2 oz mayonnaise <sup>3,6</sup>
- garlic (use 2 large cloves)
- 10 oz pkg ground turkey
- taco seasoning (use 2¼ tsp)
- 2 brioche buns <sup>1,3,7</sup>

## What you need

- neutral oil
- white wine vinegar (or apple cider vinegar) <sup>17</sup>
- kosher salt & ground pepper
- sugar

## Tools

- grill or grill pan
- microplane or grater

**Read through the whole recipe before you start. Rinse and dry all produce before using. Weights may vary slightly.**

**For recipes containing garlic, you'll find one head of garlic in your box.**


**We recommend you use coarse kosher salt stored in a container that allows you to grab it with your fingertips, or scoop with measuring spoon.**

### Allergens

Wheat (1), Egg (3), Soy (6), Milk (7), Sulphites (17). May contain traces of other allergens. Packaged in a facility that packages gluten containing products.

### Nutrition per serving

Calories 860kcal, Fat 52g, Carbs 63g, Proteins 40g




## 1. Prep ingredients

Light a grill, if using, and **oil** the grates. Halve, peel, and slice **all of the onion** into ½-inch thick rounds, keeping slices intact. Finely chop half of the onion slices. Cut **bell pepper** into quarters, removing stem and seeds. Trim stem ends from **broccoli**, then cut crowns into florets and thinly slice crosswise into small pieces.



## 4. Form burgers

Meanwhile, in a large bowl, combine **ground turkey, remaining chopped onions, 1¾ teaspoons taco seasoning, and ½ teaspoon salt**. Form into two (4-inch) patties, pressing down slightly in the center of each one with your thumb.




## 2. Make broccoli slaw

In a large bowl, whisk **2 tablespoons vinegar, 2 tablespoons of the mayonnaise, ½ teaspoon each of salt and sugar, 1 tablespoon oil, and a few grinds of pepper**. Grate **1 large garlic clove** into dressing, and whisk to combine. Add **broccoli** and **half of the chopped onions**. Toss to combine.




## 5. Grill burgers

Push vegetables to the side to make room, if necessary. Brush **burgers** with **oil** and add to grill or grill pan, indentation side-up. Cook without disturbing until lightly charred on the bottom, about 6 minutes. Flip and grill until cooked through, about 6 minutes more. (Watch closely and reduce heat if necessary.)



## 3. Season & grill vegetables

Heat a grill pan over medium-high. Brush **onions** and **peppers** with **1 tablespoon oil** and **½ teaspoon of taco seasoning**. Add to grill or grill pan and cook over medium heat, turning, until tender and charred in spots, 14-16 minutes (watch closely). Transfer to cutting board, slice peppers into 1-inch strips. Separate onion into rings.



## 6. Build burgers & serve

Split **buns** open (toast if desired) and spread **remaining mayonnaise** on the bottom halves. Place **peppers** on **buns** and top with **turkey burgers** and **onions**. Close and cut in half, if desired. Serve **turkey burgers** with **broccoli slaw** alongside. Enjoy!