

# DINNERLY



## Fast! Cheesy French Bread Pizza with Bell Pepper & Marinara Sauce



ca. 20min



2 Servings

We're not afraid to admit that pizza dough is the glue that holds our life together. But we're also not afraid to mix it up a bit with our second favorite pizza base—French bread! It doesn't get any easier than the magical formula of bread + sauce + cheese. Bell peppers, lightly broiled, provide perfect crunch. We've got you covered!

### WHAT WE SEND

- 2 (3¾ oz) mozzarella <sup>7</sup>
- 1 green bell pepper
- ½ lb marinara sauce
- 2 baguettes <sup>1</sup>

### WHAT YOU NEED

- olive oil
- kosher salt & ground pepper

### TOOLS


- box grater
- small saucepan (or microwave)
- rimmed baking sheet

### ALLERGENS

Wheat (1), Milk (7). May contain traces of other allergens. Packaged in a facility that packages gluten containing products.

### NUTRITION PER SERVING

Calories 740kcal, Fat 26g, Carbs 91g, Protein 38g




#### 1. Prep ingredients

Preheat broiler with a rack in the top position.

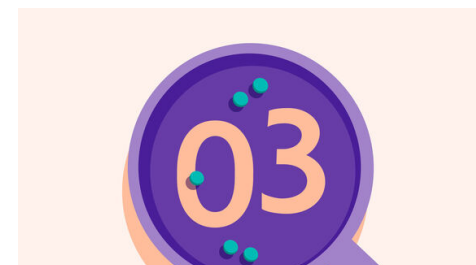
Grate **mozzarella** on large holes of a box grater. Halve **bell pepper**, discard stem and seeds, then thinly slice. Cut longest strips in half.

Heat **marinara sauce** in a small saucepan over medium-high until warmed through (or warm in the microwave).



#### 2. Toast bread

Split **bread** and place cut-side up on a rimmed baking sheet. Broil on top oven rack until lightly toasted, about 1 minute (watch closely as broilers vary). Drizzle with **oil** and season with **salt** and **pepper**.



#### 3. Broil & serve

Top **bread** with **marinara**, **mozzarella**, and **peppers**. Broil on top oven rack until cheese is melted and browned in spots, about 2 minutes.

Serve **French bread pizza**. Enjoy!




4. ...

What were you expecting, more steps?



5. ...

You're not gonna find them here!



6. ...

Kick back, relax, and enjoy your Dinnerly!