

DINNERLY



Appy Hour! Everything Bagel Bites with Cream Cheese Dips



30-40min



2 Servings

Nobody likes a double dipper... unless we're talking about dipping into two different flavors! The best part about everything bagel bites is they go with, well, everything. Serve these up as part of an easy brunch, an addition to your game day spread, or as a pre-dinner snack. We've got you covered! (2p-plan serves 4; 4p-plan serves 8)

WHAT WE SEND

- 8 oz cream cheese ²
- 1 lb pizza dough ¹
- ½ oz honey
- ¼ oz everything bagel seasoning ³
- 2 scallions
- 2 oz roasted red peppers

WHAT YOU NEED

- neutral oil
- all-purpose flour ¹

TOOLS

- large saucepan
- rimmed baking sheet
- parchment paper

ALLERGENS

Wheat (1), Milk (2), Sesame (3). May contain traces of other allergens. Packaged in a facility that packages gluten containing products.

NUTRITION PER SERVING


Calories 470kcal, Fat 20g, Carbs 61g, Protein 2g



1. Prep equipment & dough

Preheat oven to 425°F with a rack in the center. Bring **6 cups water** to a boil in a large saucepan. Line a rimmed baking sheet with parchment paper, then lightly brush with **oil**. Let **cream cheese** soften at room temperature.


Cut **pizza dough** into 4 pieces. On a lightly **floured** surface, roll each piece into a 10-inch rope. Cut each rope into 6 pieces (24 total).



4. Finish & serve

Transfer **cream cheese dips** to serving bowls and top accordingly with **remaining scallions** and **roasted peppers**.

Serve **everything bagel bites** alongside **cream cheese dips**. Enjoy!



2. Boil & bake bagel bites

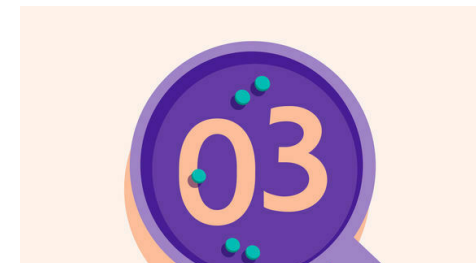
Carefully stir **honey** into boiling **water** (it will foam up slightly). Working in batches, add **dough** and cook until they float to the surface, about 30 seconds. Use tongs to transfer to prepared baking sheet in a single layer. Sprinkle with **everything bagel spice**.

Bake on center oven rack until deep golden and cooked through, 20–25 minutes.



5. ...

What were you expecting, more steps?




3. Make cream cheese dips

Trim and thinly slice **scallions**. Divide **softened cream cheese** between 2 medium bowls.

Add **half of the scallions** and **2 teaspoons water** to one bowl of cream cheese; mash with a fork to combine.

Add **half of the roasted red peppers** and **2 teaspoons water** to second bowl; mash with a fork to combine.



6. ...

You're not gonna find them here! Kick back, relax, and enjoy your Dinnerly!