



## Broccoli Parmesan & Garlic Bread

2-for-1 Sides!



30min



2 Servings

The ultimate sides for a simple dinner or a welcome addition to any table, these two flavorful dishes come together in a snap. Parmesan and tomato paste coat fresh broccoli that roasts to a tender char before we toss with crunchy breadcrumbs and Tuscan spices. Parsley, butter, and dried spices smear onto a toasted baguette for crisp and savory bites throughout your meal.



### What we send

- ½ lb broccoli
- ¾ oz Parmesan <sup>7</sup>
- 6 oz tomato paste
- 1 oz panko <sup>1</sup>
- ¼ oz Tuscan spice blend
- ¼ oz fresh parsley
- 1 baguette <sup>1</sup>

### What you need

- olive oil
- sugar
- kosher salt & ground pepper
- 3 Tbsp butter, softened <sup>7</sup>

### Tools

- rimmed baking sheet
- microplane or grater
- medium skillet

### Cooking tip

Want to see helpful cooking tips, tricks, and bonus Marley Spoon content? Follow us on Instagram @marleyspoon or TikTok @marleyspoonus for more!

### Allergens

Wheat (1), Milk (7). May contain traces of other allergens. Packaged in a facility that packages gluten containing products.

### Nutrition per serving

Calories 650kcal, Fat 40g, Carbs 59g, Protein 15g

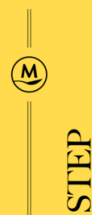


# 1

### 1. Prep broccoli

Preheat oven to 450°F with racks in the upper and lower thirds. Lightly **oil** a rimmed baking sheet.

Cut **broccoli** into 1-inch florets, if necessary. Finely grate **Parmesan**, if necessary.



# 2

### 2. Roast broccoli

On prepared baking sheet, combine **broccoli**, **half of the Parmesan**, **3 tablespoons tomato paste**, **1½ tablespoons oil**, and **¼ teaspoon sugar**. Use your hands to coat tomato paste all over broccoli. Season all over with **salt** and **pepper**. Spread broccoli in an even layer, then roast on lower oven rack until tender and charred in spots, about 15 minutes.



# 3

### 3. Toast breadcrumbs

While **broccoli** roasts, heat **1 tablespoons oil** in a medium skillet over medium-high. Add **3 tablespoons of the panko** (save rest for own use) and cook, stirring, until lightly golden, 2-3 minutes. Remove from heat and season to taste with **salt**.




# 4

### 4. Finish broccoli

Directly on baking sheet, toss **broccoli** with **toasted breadcrumbs** and **half of the Tuscan spice blend**.

Transfer **broccoli** to a serving dish, then top with **remaining Parmesan**.



# 5

### 5. Prep garlic bread

Finely chop **parsley leaves and stems**. In a small bowl, combine **parsley**, **remaining Tuscan spice blend**, and **3 tablespoons softened butter**. Season to taste with **salt** and **pepper**.






# 6

### 6. Finish & serve

Spread **butter mixture** on cut sides of **baguette**. Place **bread** cut-side up on same baking sheet and bake on upper oven rack until browned around edges and fragrant, 5-7 minutes. Cut **garlic bread** into pieces, if desired, and serve with **broccoli Parmesan**.

Questions about the recipe? Cooking hotline: **866-228-4513** (Mon - Fri 9AM-9PM)

View the recipe online by visiting your account at [marleyspoon.com](https://marleyspoon.com)    **#marthaandmarleyspoon**