

DINNERLY



Juicy Impossible Burger & Pickled Onions

with Lemon Potatoes & Garlic Sauce



30min



2 Servings

We're not sure that American-style burgers are all that Greek, but we took inspiration from Greece to flavor the sides and condiments. Genius right? The tangy garlic sauce might be expected, but the delicious lemony potatoes are a bit of unexpected magic. We've got you covered!

WHAT WE SEND

- 2 potatoes
- 1 lemon
- 1 yellow onion
- 2 potato buns ^{1,2,3}
- 1 oz sour cream ²
- ½ lb pkg Impossible patties ⁴

WHAT YOU NEED

- olive oil
- kosher salt & ground pepper
- red wine vinegar (or white wine vinegar)
- sugar
- garlic

TOOLS


- microplane or grater
- rimmed baking sheet
- medium skillet

ALLERGENS

Wheat (1), Milk (2), Sesame (3), Soy (4).
May contain traces of other allergens.
Packaged in a facility that packages gluten containing products.

NUTRITION PER SERVING

Calories 710kcal, Fat 31g, Carbs 78g, Protein 31g



1. Roast potatoes

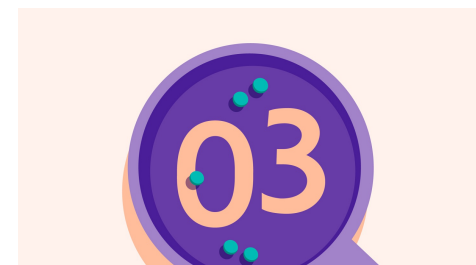
Preheat oven to 450°F with a rack in the lower third. Scrub **potatoes**; cut lengthwise into wedges. Zest **lemon**; squeeze **3½ teaspoons juice** into a bowl.

Toss wedges on a rimmed baking sheet with **1 tablespoon oil**; season with **salt** and **pepper**. Roast on lower rack, turning once, 20 minutes. Toss with zest and **1½ teaspoons juice**. Roast until golden brown, 5 minutes more.



2. Pickle onions

Slice **¼ of the onion** into **⅛-inch** thick rings (save rest for own use). In a medium bowl, whisk together **2 teaspoons vinegar** and **¼ teaspoon sugar**; season with **salt** and **pepper**. Add **onion rings**, stirring to coat. Set aside to pickle, stirring occasionally, until ready to serve.




3. Toast buns

Brush cut sides of **buns** with **oil**. Heat a medium skillet over medium-high. Add buns, cut side-down, and toast until lightly browned, 1–2 minutes. Transfer to plates.



4. Cook burgers

Heat **1 tablespoon oil** in same skillet over medium-high. Add **Impossible patties** and cook until browned, 2–3 minutes per side.



5. Make garlic sauce & serve

Finely grate **¼ teaspoon garlic** into a medium bowl. Add **sour cream** and **remaining lemon juice**, stirring to combine; season with **salt** and **pepper**.

Transfer **burgers** to **buns**, then top with **garlic sauce** and **pickled onions**. Serve **juicy burgers** with **lemon potatoes** and **remaining garlic sauce** alongside. Enjoy!



6. Make it ahead

Pickle the onions in step 2 the day before so they're extra pickled by the time dinner is ready!