

# DINNERLY



## Impossible Philly Cheesesteak Stuffed Peppers

with Cheddar-Jack Cheese Sauce



25min



2 Servings

The Philly cheesesteak is already one of the most iconic sandwiches known to man, but it has a trick up its sleeve you didn't know about: Swap the bread for a tender roasted pepper and sub in Impossible patties, and you've got a great meal on your hands. We've got you covered!

### WHAT WE SEND

- 1 yellow onion
- 2 oz roasted red peppers
- 2 green bell peppers
- ½ lb pkg Impossible patties<sup>2</sup>
- ¼ oz steak seasoning
- 2 oz shredded cheddar-jack blend<sup>1</sup>

### WHAT YOU NEED

- 2 Tbsp neutral oil
- kosher salt & ground pepper
- all-purpose flour (or gluten-free alternative)
- ½ cup milk<sup>1</sup>

### TOOLS

- rimmed baking sheet
- medium ovenproof skillet
- small saucepan

### ALLERGENS

Milk (1), Soy (2). May contain traces of other allergens. Packaged in a facility that packages gluten containing products.

### NUTRITION PER SERVING

Calories 580kcal, Fat 37g, Carbs 34g, Protein 31g




#### 1. Prep & broil peppers

Preheat broiler with racks in the center and upper third.


Halve **onion**; thinly slice. Coarsely chop **roasted red peppers**.

Halve **bell peppers** from top to bottom; discard cores and seeds. Rub with **oil**; sprinkle insides with **salt**. Transfer to a rimmed baking sheet. Broil on upper oven rack until lightly softened and browned in spots, flipping halfway through, 5–7 minutes.




#### 4. Make cheese sauce

Meanwhile, heat **1 tablespoon oil** in a small saucepan over medium. Add **½ tablespoon flour**; cook, stirring, until toasted, 30–60 seconds. Whisk in **½ cup milk** and **¼ teaspoon salt**; simmer until slightly thickened, about 2 minutes. Remove from heat. Whisk in **cheese** until melted. Season to taste with **salt** and **pepper**.



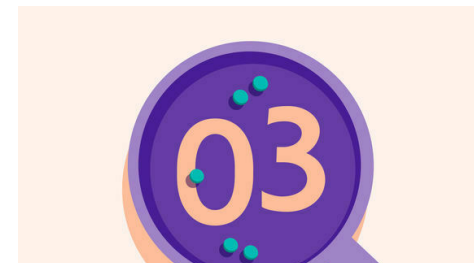
#### 2. IMPOSSIBLE VARIATION

While **peppers** broil, heat **1 tablespoon oil** in a medium ovenproof skillet over medium-high. Add **onions** and cook, stirring occasionally, until browned in spots, 5–7 minutes. Add **Impossible ground**; cook, stirring and breaking up into smaller pieces, until browned, 4–6 minutes.



#### 5. Finish & serve

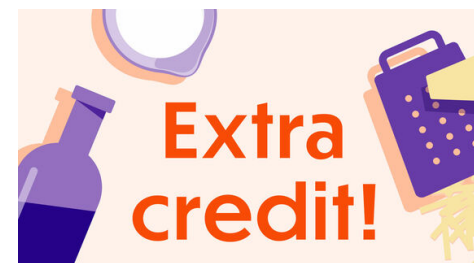
Drizzle **cheese sauce** over **stuffed peppers**.  
Serve **Philly cheesesteak stuffed peppers** sprinkled with **a few grinds of pepper**.  
Enjoy!



#### 3. Finish filling & assemble

To skillet with **Impossible ground and onions**, add **red peppers** and **steak seasoning**. Remove from heat; add **2 tablespoons water**, scraping up any browned bits from bottom of skillet. Season to taste with **salt** and **pepper**.

Fill **peppers** with **Impossible ground mixture**. Transfer peppers to same skillet. Keep warm on center oven rack, about 5 minutes.



#### 6. Mushrooms anyone?

Slice up some mushrooms and cook them with the onions in step 2!