

# DINNERLY



## Pimento Cheese Impossible Smash Burger

with Garlic Oven Fries



20-30min



2 Servings

It's a universally acknowledged fact that whatever pimento cheese touches becomes instantaneously more delicious and desirable. In this case, the creamy pimento cheese is draped on top of an already pretty craveable Impossible smash burger, so it basically sends the whole dish into another heavenly stratosphere. And garlicky oven fries just powers that launch even more. We've got you covered!

## WHAT WE SEND

- 1 russet potato
- $\frac{3}{4}$  oz cheddar <sup>3</sup>
- 2 oz roasted red peppers
- 1 oz mayonnaise <sup>1,5</sup>
- $\frac{1}{2}$  lb pkg Impossible patties <sup>5</sup>
- 2 potato buns <sup>2,3,4</sup>

## WHAT YOU NEED

- garlic
- olive oil
- kosher salt & ground pepper

## TOOLS


- rimmed baking sheet
- medium heavy skillet (preferably cast-iron)

## ALLERGENS

Egg (1), Wheat (2), Milk (3), Sesame (4), Soy (5). May contain traces of other allergens. Packaged in a facility that packages gluten containing products.

## NUTRITION PER SERVING

Calories 820kcal, Fat 44g, Carbs 77g, Protein 33g



### 1. Prep ingredients

Preheat oven to 450°F with a rack in the bottom position. Finely chop  $\frac{1}{2}$  **teaspoon garlic**. Add to a small bowl with **1 teaspoon oil** and a **pinch each of salt and pepper**.

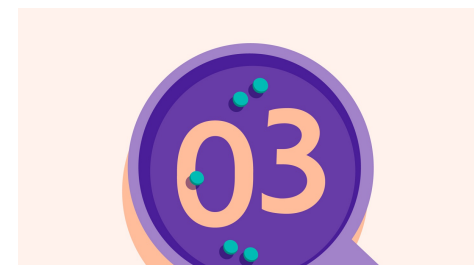
Scrub **potatoes** (no need to peel); cut lengthwise into  $\frac{1}{4}$ -inch wedges. Toss on a rimmed baking sheet with **1 tablespoon oil**,  $\frac{1}{2}$  **teaspoon salt**, and a **few grinds of pepper**.



### 2. Bake garlic oven fries

Roast **potatoes** on bottom oven rack until tender and browned in spots, about 22 minutes.

Add **garlic oil**; using tongs or a spatula, toss to combine. Return to bottom oven rack and bake, about 2 minutes more.



### 3. Make pimento cheese

Meanwhile, finely chop **cheese**. Finely chop **half of the roasted peppers**, if necessary (save rest for own use).


In a small bowl, combine **cheese, peppers**, and **mayonnaise**. Season to taste with **salt** and **pepper**.



### 4. IMPOSSIBLE VARIATION

Form **Impossible patties** into 2 balls.

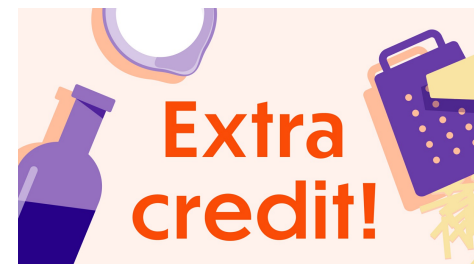
Heat **1 tablespoon oil** in a medium heavy skillet over medium-high. Add **buns**, cut side-down, and cook until lightly toasted, 1–2 minutes. Transfer to plates.



### 5. Cook burgers & serve

Add **Impossible ground** to same skillet and smash each mound flat with a spatula, forming 5-inch patties. Season well with **salt** and **pepper**. Cook, undisturbed, until outer edges are brown, 2–3 minutes. Flip and top with **pimento cheese**. Cover and cook until cheese is barely melted, about 2 minutes.

Serve **pimento burgers** on **buns** with **garlic oven fries**. Enjoy!



### 6. Spice it up!

Add a few dashes of your favorite hot sauce to the pimento cheese before putting it on your burger.