



DINNERLY



Grilled Caprese Sandwich with Basil Pesto & Zucchini Fries

 30-40min  2 Servings

Panini anyone? We grill this sandwich for extra ooey, gooey cheesy goodness! No grill? No problem. Before baking zucchini, preheat broiler with racks in the upper and lower thirds. Prep tomatoes as directed in step 3, then broil on a rimmed baking sheet until slightly charred, 2-3 minutes (watch closely). Transfer to a plate, reduce oven to 450°F, and use the same baking sheet to cook zucchini fries.

WHAT WE SEND

- 1 zucchini
- 2 oz panko ⁴
- 3¼ oz mozzarella ²
- 2 plum tomatoes
- 2 ciabatta rolls ^{3,4}
- 2 oz basil pesto ²

WHAT YOU NEED

- 1 large egg ¹
- olive oil
- kosher salt & ground pepper

TOOLS

- rimmed baking sheet
- grill or grill pan

ALLERGENS

Egg (1), Milk (2), Soy (3), Wheat (4). May contain traces of other allergens. Packaged in a facility that packages gluten containing products.

NUTRITION PER SERVING

Calories 640kcal, Fat 28g, Carbs 72g, Protein 28g




1. Prep zucchini fries

Preheat oven to 425°F with a rack in the lower third.

Trim ends from **zucchini**, halve crosswise, then cut lengthwise into ½-inch thick sticks. Beat **1 large egg** in a medium bowl.

In a sealable bag, combine **panko**, **1 teaspoon each of oil and salt**, and **a few grinds of pepper**; rub together to blend.



4. Grill bread & tomatoes

Grill **bread**, flipping once, until charred, 1–2 minutes (watch closely). Grill **tomatoes** until charred, about 1 minute per side. (See front of recipe for alternate cooking instructions.)




2. Bake zucchini fries

Lightly **oil** a rimmed baking sheet.

Dip **zucchini** in **egg**, letting excess drip back into bowl. Add to **panko mixture** in bag and shake to coat. Tap off excess breading, then arrange in a single layer on prepared baking sheet.

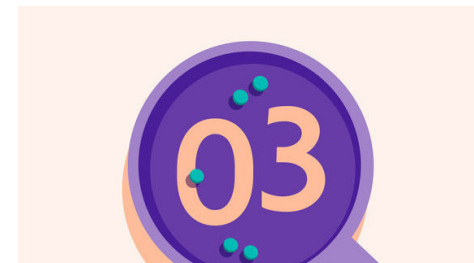
Bake on lower oven rack until golden and easily pierced with a fork, flipping once, 18–22 minutes. Season to taste with **salt**.



5. Assemble & serve

Layer **tomatoes**, **mozzarella**, and **pesto** on **bread**.

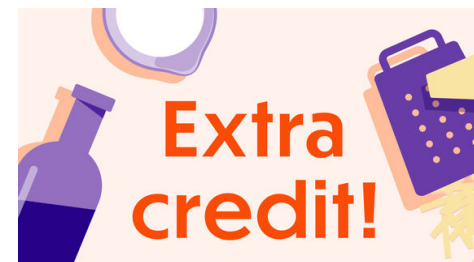
Serve **caprese sandwich** with **zucchini fries** alongside. Enjoy!



3. Prep ingredients

Meanwhile, preheat a grill or grill pan over high.

Thinly slice **mozzarella**. Cut **tomatoes** into ½-inch thick slices. Split **bread**. Lightly brush both sides of bread and tomatoes with **oil**. Season tomatoes with **salt** and **pepper**.



6. Make it a ciabatta pizza

After topping the grilled bread and tomatoes with the sliced mozzarella in step 5, stick it under the broiler to melt for 1–2 minutes, or until browned and bubbly. Voila! Ciabatta pizza margherita!