

DINNERLY



Ginger & Garlic Vegetable Stir-Fry with Steamed Rice



30-40min



2 Servings

The beauty of this flavorful stir-fry is that it's faster, tastier, and healthier than takeout. We're tossing crunchy veggies and soft scrambled eggs in a flavor-packed tamari sauce with fresh garlic and ginger. Nestled on a bed of fluffy jasmine rice, you won't be sorry you ditched delivery. We've got you covered!

WHAT WE SEND

- 5 oz jasmine rice
- 1 oz fresh ginger
- garlic
- 4 oz snow peas
- 1 carrot
- 1 bell pepper
- 2 (½ oz) pkts tamari soy sauce ⁶

WHAT YOU NEED

- kosher salt & ground pepper
- all-purpose flour ¹
- white wine vinegar (or red wine vinegar) ¹⁷
- sugar
- 2 large eggs ³
- neutral oil

TOOLS

- small saucepan
- medium nonstick skillet

ALLERGENS

Wheat (1), Egg (3), Soy (6), Sulphites (17). May contain traces of other allergens. Packaged in a facility that packages gluten containing products.

NUTRITION PER SERVING

Calories 550kcal, Fat 17g, Carbs 78g, Proteins 17g



1. Cook rice

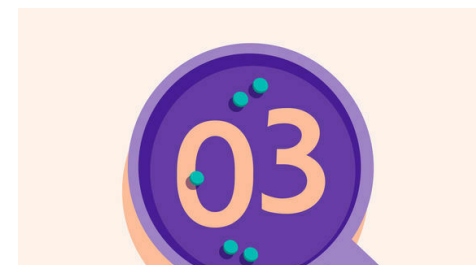
Combine **rice**, **1¼ cups water**, and **¾ teaspoon salt** in a small saucepan; bring to a boil over high heat. Cover, reduce heat to low, and simmer until rice is tender and water is absorbed, about 17 minutes. Keep covered off heat until ready to serve.



2. Prep veggies & make sauce


Peel and finely chop **1 tablespoon ginger** and **1 teaspoon garlic**. Trim ends from **snow peas**. Scrub **carrot**, then slice on an angle into ¼-inch slices. Halve **pepper**, discard stem and seeds, and chop into 1-inch pieces.

In a small bowl, whisk to combine **all of the tamari**, **⅓ cup water**, **½ tablespoon flour**, **1 teaspoon vinegar** and **¼ teaspoon sugar**; set aside for step 4.




3. Cook eggs

Beat **2 large eggs** in a small bowl; season with **salt** and **pepper**. Heat **2 teaspoons oil** in a medium nonstick skillet over medium-high. Add eggs and cook, stirring constantly, until set and cooked through, about 1 minute. Transfer to a bowl and cover to keep warm. Wipe out skillet.



4. Stir-fry veggies

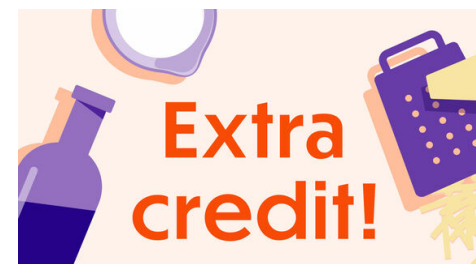
Heat **1 tablespoon oil** in same skillet over medium-high. Add **carrots** and **peppers**; cook until softened, 1–2 minutes. Add **⅓ cup water**, cover, and cook until veggies are tender, 3–4 minutes. Add **snow peas** with **chopped garlic and ginger**; cook until fragrant, about 30 seconds. Add **tamari mixture**; cook until sauce is slightly thickened, about 1 minute.



5. Finish stir-fry & serve

Add **scrambled eggs** to skillet with **stir-fry**, stirring gently to combine. Use a fork to gently fluff **rice**.

Serve **steamed rice** topped with **ginger & garlic vegetable stir-fry**. Enjoy!



6. Spice it up!

For a bit of heat, add a shake of Sriracha or sambal oelek to your stir-fry just before serving. Or stir a spoonful of chili-garlic paste right into the sauce in step 2.