

DINNERLY



Salmon Piccata with Roasted Potatoes

Parsley, Lemon & Capers



45min



2 Servings

Lemon and capers and parsley, oh my! Piccata sauce comes together with a little help from its friends—butter and garlic—and is then spooned overtop simply-seared salmon and deeply roasted potatoes. We've got you covered!

WHAT WE SEND

- 2 potatoes
- ¼ oz Italian seasoning
- 1 lemon
- ¼ oz fresh parsley
- 8 oz pkg salmon filets ²
- 1 oz capers

WHAT YOU NEED

- olive oil
- kosher salt & ground pepper
- garlic
- unsalted butter ¹

TOOLS

- parchment paper
- rimmed baking sheet
- microplane or grater
- medium nonstick skillet

ALLERGENS

Milk (1), Fish (2). May contain traces of other allergens. Packaged in a facility that packages gluten containing products.

NUTRITION PER SERVING

Calories 650kcal, Fat 41g, Carbs 44g, Protein 29g



1. Roast potatoes

Preheat oven to 450°F with a rack in the lower third. Scrub **potatoes**; cut into 1-inch pieces. On a parchment-lined rimmed baking sheet, toss potatoes with **1 tablespoon oil** and **1 tablespoon Italian seasoning**; season with **salt** and **pepper**. Roast on lower oven rack until deeply browned and tender, stirring halfway through, 30–35 minutes.



2. Prep ingredients


Meanwhile, finely chop **1 large garlic clove**. Finely grate **half of the lemon zest** and squeeze **1 tablespoon juice**, keeping separate. Pick **parsley leaves** from stems and finely chop; discard stems.

Pat **salmon** dry. Season all over with **salt** and **pepper**.



3. Cook salmon


Heat **1 tablespoon oil** in a medium nonstick skillet over medium-high. Reduce heat to medium; add **salmon**, skin-side down. Firmly press each filet with back of a spatula, 10 seconds. Cook, occasionally pressing gently on filets, until skin is well browned and very crisp and fish is almost cooked through, 4–5 minutes. Flip and cook until just medium, about 1 minute more.



4. Make sauce

Transfer **salmon** to a plate; loosely cover with aluminum foil to keep warm, if desired.

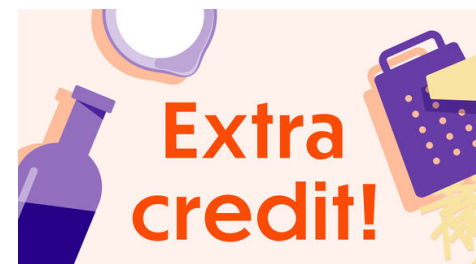
Add **garlic** to remaining oil in skillet; cook until fragrant, about 30 seconds. Add **capers, lemon zest and juice**, and **½ cup water**. Bring to a simmer over high heat, scraping up any browned bits from bottom of skillet. Cook until sauce is reduced by half, 1–2 minutes.



5. Finish & serve

Off heat, whisk **2 tablespoons butter** into sauce until creamy and fully combined. Season **sauce** to taste with **salt** and **pepper**. Stir in **parsley**.

Serve **salmon** and **potatoes** with **piccata sauce** spooned over top. Enjoy!



6. Perfect pan sauce!

Whisking cold butter into the hot caper and lemon mixture ensures that the butter emulsifies the sauce. If the sauce separates and doesn't coat the back of a spoon, add a splash of water and return to a simmer over medium heat. Whisk to redistribute the butter and soon you'll have the silkiest pan sauce in the history of piccatas!