

DINNERLY



Salmon & Honey-Lime Roasted Carrots with Chipotle Pan Sauce



20-30min



2 Servings

There's so much to love about salmon dinners. First of all, yum. Secondly, it's so simple to put together a treat-yourself meal and fast. Salmon filets sear up in a matter of minutes, paired with a smoky-sweet chipotle pan-sauce and some sweet and tangy roasted veggies. Boom. Dinner is on the table in under 30 minutes. We've got you covered!

WHAT WE SEND

- 1 lime
- 2 carrots
- 1 red onion
- ½ oz honey
- 10 oz pkg salmon filets ²
- 1 oz chipotle chiles in adobo sauce

WHAT YOU NEED

- kosher salt & ground pepper
- neutral oil
- 1 Tbsp butter ¹

TOOLS

- rimmed baking sheet
- medium (10") skillet

ALLERGENS

Milk (1), Fish (2). May contain traces of other allergens. Packaged in a facility that packages gluten containing products.

NUTRITION PER SERVING

Calories 590kcal, Fat 40g, Carbs 29g, Protein 32g



1. Prep ingredients

Preheat oven to 450°F with a rack in the center.

Finely grate ½ **teaspoon lime zest** and reserve for step 5. Squeeze 1 **tablespoon lime juice** into a medium bowl; cut any remaining lime into wedges.

Scrub **carrots**, halve lengthwise, then cut crosswise into 2-inch half-moons.

Halve **onion**, then cut into 1-inch wedges.



2. Season carrots & onions

Add **honey**, ½ **teaspoon salt**, and 1½ **tablespoons oil** to bowl with **lime juice**; whisk to combine.


Add **carrots** and **onions**, tossing to combine.



3. Roast carrots & onions

Transfer **seasoned carrots and onions with any liquid** onto a rimmed baking sheet. Spread into an even layer.


Roast on center oven rack until tender and browned in spots, 10–15 minutes.



4. SALMON VARIATION

Pat **salmon** dry and season all over with **salt** and **pepper**.

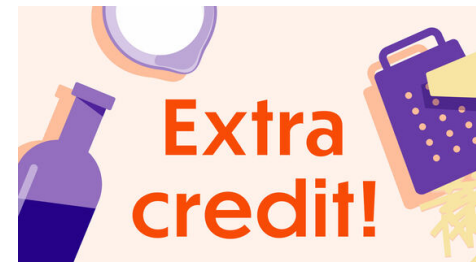
Heat 2 **tablespoons oil** in a medium nonstick skillet over medium-high. Add salmon, skin-side down; lightly press each filet for 10 seconds. Cook until skin is charred and crisp in spots, about 4 minutes. Flip and cook until just medium, about 1 minute more. Transfer salmon to a plate.



5. Finish & serve

To same skillet, add 2 **tablespoons water**, 1 **tablespoon butter**, and 1–1½ **teaspoons chipotle** (depending on heat preference). Swirl skillet to melt butter. Season to taste with **salt**, then spoon sauce over **salmon**.

Add **lime zest** to roasted veggies, tossing to combine. Serve **steak** alongside **honey-lime roasted carrots** with **lime wedges** for squeezing over. Enjoy!



6. Add a carb!

We made this a low-carb meal on purpose, but we totally support adding a side of crusty garlic bread or roasted potatoes to up the comfort-food vibes!