

DINNERLY



Shrimp Pesto Risotto with Peas



30-40min



2 Servings

Italian comfort food isn't all meat and cheese and red sauce galore. A warm, creamy risotto topped with tender morsels of shrimp is practically a hug in a bowl. And if you've never attempted risotto before, we're here to show you how easy it is! We've got you covered!

WHAT WE SEND

- garlic
- 1 pkt seafood broth concentrate ^{2,4}
- 5 oz pkg arborio rice
- 2½ oz pkg peas
- ½ lb pkg shrimp ^{2,17}
- 2 oz basil pesto ⁷

WHAT YOU NEED

- kosher salt & ground pepper
- olive oil

TOOLS

- medium skillet
- rimmed baking sheet

COOKING TIP

Use shrimp immediately or freeze.

ALLERGENS

Shellfish (2), Fish (4), Milk (7), Sulphites (17). May contain traces of other allergens. Packaged in a facility that packages gluten containing products.

NUTRITION PER SERVING

Calories 590kcal, Fat 25g, Carbs 65g, Proteins 29g



1. Prep garlic & broth

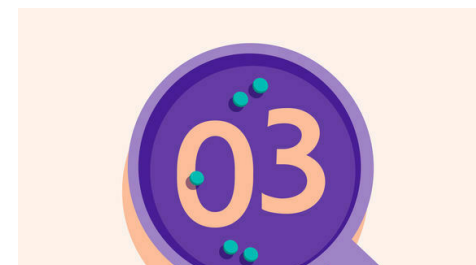
Finely chop 2 **teaspoons garlic**.

In a medium bowl, stir to combine **seafood broth concentrate**, **4 cups warm tap water**, and **½ teaspoon salt**.



2. Cook aromatics


Heat **1 tablespoon oil** in a medium skillet over medium-high. Add **rice** and **chopped garlic**. Cook, stirring, until rice is lightly toasted and garlic is fragrant, about 2 minutes. Reduce heat to medium.



3. Cook risotto & peas

Add **½ cup of the broth** to skillet with **rice**. Cook, stirring frequently, until nearly absorbed, 1–2 minutes. Continue adding **½ cup broth** at a time; stir until nearly absorbed before adding more, about 25 minutes total. Rice should be al dente and suspended in a thick sauce.


Stir in **peas** and cook until warmed through, about 2 minutes more.



4. Broil shrimp

Preheat broiler with a rack 6 inches from heat source.

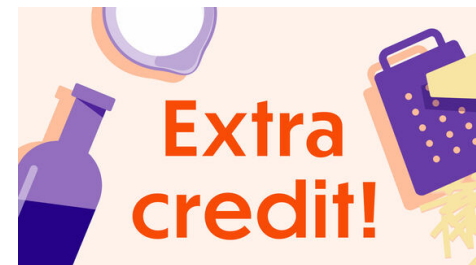
Rinse **shrimp** and pat very dry (first thaw under cool running water, if necessary). Transfer to a rimmed baking sheet and toss with **1 tablespoon oil** and **a pinch each of salt and pepper**. Arrange in an even layer; broil on upper oven rack until cooked through, 3–5 minutes (watch closely as broilers vary).



5. Add pesto & serve

Stir **2 tablespoons pesto** into **risotto**. Season to taste with **salt** and **pepper**.

Serve **pesto risotto** with **broiled shrimp** over top and drizzled with **remaining pesto**. Enjoy!



6. Cheese please!

Risotto is the perfect home for grated Parmesan. Stir it into the risotto with the pesto in step 5, or grate it on top before serving!