

# DINNERLY



## Chicken & Sausage Scarpariello with Orzo:

Easy Clean Up!



30-40min



2 Servings

Double the meat but less dishes to clean? A classic Italian-American dish like scarpariello really knows how to deliver. Chicken, sausage, roasted red peppers, and orzo all come together with a bright, sweet and sour sauce—in just one pot! Give your dishwashing gloves a well-deserved break tonight. We've got you covered!



## WHAT WE SEND

- 1 medium yellow onion
- 4 oz roasted red peppers
- ½ lb pkg boneless, skinless chicken breast strips
- ½ lb pkg uncased sweet Italian pork sausage
- 3 oz orzo<sup>1</sup>
- 1 pkt chicken broth concentrate

## WHAT YOU NEED

- garlic
- kosher salt & ground pepper
- olive oil
- red wine vinegar (or white wine vinegar)
- sugar

## TOOLS

- medium ovenproof pot with lid

## ALLERGENS

Wheat (1). May contain traces of other allergens. Packaged in a facility that packages gluten containing products.

## NUTRITION PER SERVING


Calories 620kcal, Fat 21g, Carbs 50g, Protein 62g



### 1. Prep veggies


Preheat oven to 350°F with a rack in the center.

Finely chop **onion**. Finely chop **2 teaspoons garlic**. Slice **roasted red peppers** into thin strips, if necessary.




### 2. Cook chicken

Pat **chicken** dry; season with **a pinch each of salt and pepper**. Heat **1 tablespoon oil** in a medium ovenproof pot over medium-high. Add chicken in a single layer; cook, without stirring, until browned on the bottom, 3–5 minutes. Using a slotted spoon, transfer to a plate (it's okay if chicken isn't cooked through).



### 3. Cook sausage

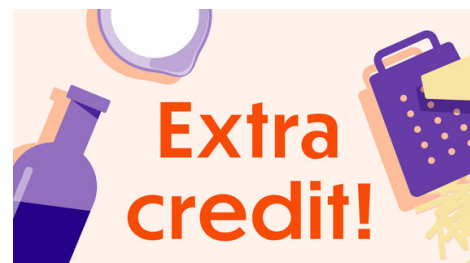
Add **sausage** to same pot over medium-high heat, breaking up into 1-inch pieces. Cook, without stirring, until browned on the bottom but slightly pink in the center, 3–5 minutes. Using a slotted spoon, transfer to plate with **chicken**.



### 4. Add aromatics & orzo

To same pot over medium heat, add **onions, chopped garlic, and a pinch of salt**. Cook, stirring, until onions are softened and translucent, 5–7 minutes.

Add **orzo**; cook, stirring, until light golden-brown, 3–4 minutes. Stir in **chicken, sausage, red peppers, broth concentrate, 1 cup water, 1 tablespoon vinegar, and 1 teaspoon each of sugar and salt**; bring to a boil over high heat.



### 5. Bake & serve

Cover pot with a lid (or aluminum foil); bake on center oven rack until **chicken and sausage** are cooked, **orzo** is tender, and liquid is mostly evaporated, 15–20 minutes. Remove from oven and let rest for 5 minutes.

Season **chicken and sausage scarpariello** to taste with **salt and pepper** and serve. Enjoy!



### 6. Did you know?

Although reducing food waste is a top priority, sometimes in spite of best efforts, we end up with more (ingredients or food) than we need. When that happens, we still make sure it doesn't go to waste. One way to ensure all our nutritious food ends up on a table is by donating to local charities like Table to Table and Grace Place.