

DINNERLY



Italian Sausage Meatballs with Spaghetti & Green Beans



20-30min



2 Servings

If you had one pot or one opportunity. To eat all the spaghetti in one sitting. Would you capture it or just let it slip through your fork? You better lose yourself in mom's spaghetti, it's ready. You better never let it go. That's what Eminem meant, right? We've got you covered!

WHAT WE SEND

- garlic
- 8 oz can tomato sauce
- ¾ oz piece Parmesan ⁷
- ½ lb green beans
- ½ lb pkg sweet Italian sausage
- 1 oz panko ^{1,6}
- 6 oz spaghetti ¹

WHAT YOU NEED

- kosher salt & ground pepper
- sugar
- 1 large egg ³
- olive oil
- butter ⁷

TOOLS


- large pot
- microplane or grater
- medium nonstick skillet
- rimmed baking sheet

ALLERGENS

Wheat (1), Egg (3), Soy (6), Milk (7). May contain traces of other allergens. Packaged in a facility that packages gluten containing products.

NUTRITION PER SERVING

Calories 910kcal, Fat 35g, Carbs 98g, Proteins 52g



1. Prep ingredients & sauce

Bring a large pot of **salted water** to a boil over high heat.

Finely chop **2 teaspoons garlic**. In a medium bowl, stir to combine **tomato sauce, 1 teaspoon of the chopped garlic, 1 cup water**, and **½ teaspoon sugar**; season to taste with **salt and pepper**. Set aside until step 3.


Finely grate **Parmesan**. Trim stem ends from **green beans**.



4. Cook pasta

While **meatballs** cook, preheat broiler with a rack in the top position.


Add **pasta** to pot with boiling **salted water**; cook, stirring occasionally to prevent clumping, until al dente, about 8 minutes. Drain and return to pot off heat; cover to keep warm.



2. Prep & shape meatballs

In a second medium bowl, gently mix or knead to combine **sausage, panko, remaining chopped garlic, 1 large egg, ½ teaspoon salt**, and **a few grinds of pepper**.

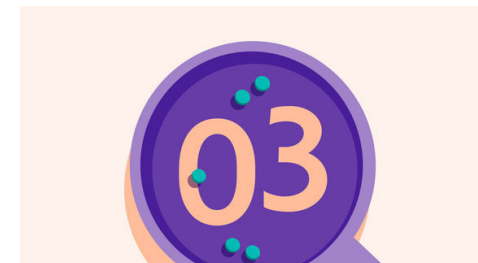
Shape into **8 (2-inch) meatballs**.



5. Broil green beans & serve

On a rimmed baking sheet, toss **green beans** with **2 teaspoons oil, salt**, and **pepper**. Broil on top oven rack until crisp-tender and browned in spots, about 5 minutes.

Serve **spaghetti** topped with **meatballs and sauce**. Drizzle with **oil** and sprinkle **Parmesan** over top. Serve **green beans** alongside. Enjoy!



3. Cook meatballs

Heat **1 tablespoon oil** in a medium nonstick skillet over medium-high. Add **meatballs** and cook, turning occasionally, until browned all over, about 5 minutes. Discard **any excess oil**, then add **tomato sauce mixture** and **1 tablespoon butter**. Bring to a simmer and cook, stirring and spooning sauce over meatballs, until sauce is thickened and meatballs are cooked through, 5–7 minutes.



6. Make it ahead!

Make the meatballs in step 2 ahead of time and store them in an airtight container in the fridge until you're ready to cook!