



Easy Prep! Butter Basted Sirloin Steak

with Parmesan Veggies



20-30min



2 Servings

Butter basting is a simple technique that will make you a hero in the kitchen. Here, we start with steaks searing in a hot skillet. Just before they're done cooking, we add crushed garlic, a dollop of butter, and a splash of vinegar. The butter melts, and the combined pan juices are continuously spooned over the meat, infusing it with mouth-watering flavor.

What we send

- 1 yellow squash
- ½ lb green beans
- ¾ oz Parmesan ⁷
- 10 oz pkg sirloin steaks
- ¼ oz steak seasoning
- garlic
- ¼ oz fresh parsley
- 2 oz mayonnaise ^{3,6}

What you need

- olive oil
- kosher salt & ground pepper
- butter ⁷
- apple cider vinegar (or red wine vinegar)

Tools

- microplane or grater
- rimmed baking sheet
- medium heavy skillet (preferably cast-iron)

Allergens

Egg (3), Soy (6), Milk (7). May contain traces of other allergens. Packaged in a facility that packages gluten containing products.

Nutrition per serving

Calories 760kcal, Fat 63g, Carbs 14g, Protein 36g



1. Prep ingredients

Preheat oven to 450°F with a rack in the upper third. Trim ends from **squash**; cut in half crosswise, then cut each half into ½-inch strips. Trim **green beans**. Finely grate **Parmesan**.

Pat **steaks** dry, then season all over with **1½ teaspoons steak seasoning**. Finely grate **¼ teaspoon garlic** into a small bowl and, separately, smash **1 large garlic clove**.



4. Make aioli

While **steaks** cook, pick and finely chop **parsley leaves**, discarding stems.


To the small bowl with **grated garlic**, add **mayonnaise** and **1 teaspoon of the chopped parsley**; stir to combine. Season to taste with **salt** and **pepper**.



2. Roast vegetables

On a rimmed baking sheet, toss **squash** and **green beans** with **1½ tablespoons oil**; season with **salt** and **pepper**.

Spread out in an even layer, then sprinkle **Parmesan** all over vegetables. Roast on upper oven rack until vegetables are tender, 10-12 minutes.



5. Baste steaks

Add **smashed garlic**, **2 tablespoons butter**, and **1 tablespoon vinegar** to skillet with **steaks** and stir until melted. Tilt skillet toward you so **butter** pools at the edge.

Using a large spoon, baste the steaks continually with **butter** until they turn deep golden brown, about 1 minute more. Transfer steaks to a cutting board to rest.



3. Cook steaks

While **vegetables** roast, heat **2 teaspoons oil** in a heavy medium skillet (preferably cast-iron) over medium-high.

Add **steaks** and cook until lightly charred and medium-rare, 3-4 minutes per side.






6. Finish vegetables & serve

Switch oven to broil and broil **vegetables** until browned in spots, 1-2 minutes (watch closely as broilers vary). Thinly slice **steaks**, if desired, and drizzle all over with **pan drippings**.

Serve steaks alongside **Parmesan vegetables** with **aioli** on the side for dipping. Garnish with **remaining parsley**. Enjoy!

Questions about the recipe? Cooking hotline: **866-228-4513** (Mon - Fri 9AM-9PM)

View the recipe online by visiting your account at marleyspoon.com    **#marthaandmarleyspoon**