



## Spice-Rubbed Pork Chop

with Cilantro Rice & Roasted Vegetables



20-30min



2 Servings

Quick-cooking boneless pork chops are the perfect cut of meat for a stress-free weeknight dinner. We add a dash of taco seasoning for Tex-Mex flare, and roast the pork alongside hearty veggies like cauliflower, bell peppers, and red onions. We serve the pan-roast with fluffy jasmine rice and finish the pork with lime-scented compound butter. But the best part: Dinner is served in under 30 minutes.



## What we send

- garlic
- 5 oz jasmine rice
- 1 head cauliflower
- 1 bell pepper
- 1 red onion
- ¼ oz fresh cilantro
- 12 oz pkg boneless pork chops
- ¼ oz taco seasoning
- 1 lime

## What you need

- olive oil
- kosher salt & ground pepper
- butter <sup>7</sup>

## Tools

- small saucepan
- rimmed baking sheet
- microplane or grater

## Allergens

Milk (7). May contain traces of other allergens. Packaged in a facility that packages gluten containing products.

## Nutrition per serving

Calories 930kcal, Fat 46g, Carbs 82g, Protein 47g



### 1. Cook rice

Preheat oven to 450°F with a rack in the upper third. Finely chop **1 teaspoon garlic**.

Heat **2 teaspoons oil** in a small saucepan over medium-high. Add **rice** and **½ teaspoon** of the garlic. Cook, stirring, until sizzling, about 1 minute. Add **1 ¼ cups water** and **½ teaspoon salt**; bring to a boil. Cover, reduce heat to low, and cook until water is absorbed, about 17 minutes.



### 2. Prep ingredients

Place **2 tablespoons butter** in a small bowl and set aside to soften at room temperature.

Halve **cauliflower**, then cut 1 half into 1-inch florets (save other half for own use). Halve **pepper**, discard stem and seeds, then cut into 1-inch pieces. Halve and cut **all of the onion** into 1-inch thick wedges. Finely chop **cilantro leaves and stems** together.



### 3. Roast veggies

On a rimmed baking sheet, toss **cauliflower florets, peppers, and onions** with **2 tablespoons oil** and a **generous pinch each of salt and pepper**. Roast on upper oven rack until tender and lightly browned, 15-20 minutes.



### 4. Roast pork chops

While **veggies** roast, pat **pork chops** dry. Rub with **oil** and season all over with **salt** and **2 teaspoons taco seasoning**. Once veggies are tender and lightly browned, add pork chops to the baking sheet and continue to roast until veggies are well browned, and pork is firm to the touch and reaches an internal temperature of 145°F, about 8 minutes more.



### 5. Make garlic-lime butter

While **pork** roasts, add **remaining garlic** to bowl with **softened butter**. Finely grate **½ teaspoon lime zest** and squeeze **1 tablespoon juice** directly into the butter, using a fork to mash and combine. Season to taste with **salt** and **pepper**.

Cut any **remaining lime** into wedges.






### 6. Finish & serve

Once **pork** is cooked, top immediately with **garlic-lime butter**. Stir **half of the cilantro** into the **rice**.

Serve **pork chops**, with any **melted butter** from the sheetpan, alongside **rice** and **veggies**. Sprinkle **remaining cilantro** over top and serve **lime wedges** on the side for squeezing, if desired. Enjoy!

Questions about the recipe? Cooking hotline: **866-228-4513** (Mon - Fri 9AM-9PM)

View the recipe online by visiting your account at [marleyspoon.com](https://marleyspoon.com)    **#marthaandmarleyspoon**