

DINNERLY



Brown Butter Beef Ravioli and Dessert with Spinach, Walnuts & Crispy Garlic



20-30min



2 Servings

Savory, buttery, garlicky, nutty—we could go on, but we ran out of y's. Who knew you could stuff so much flavor into ravioli? We did, which is why we're bringing you beef ravioli tossed in brown butter and topped with crispy garlic, walnuts, Parm, and spinach. We've got you covered!

WHAT WE SEND

- 1 oz walnuts ¹⁵
- $\frac{3}{4}$ oz Parmesan ⁷
- 9 oz ravioli ^{1,3,7}
- 3 oz baby spinach
- 1 pkt crushed red pepper
- 2 (4 oz) mini apple cobbler ^{1,7}

WHAT YOU NEED

- kosher salt & ground pepper
- garlic
- olive oil
- butter ⁷

TOOLS

- medium pot
- medium skillet

ALLERGENS

Wheat (1), Egg (3), Milk (7), Tree Nuts (15). May contain traces of other allergens. Packaged in a facility that packages gluten containing products.

NUTRITION PER SERVING

Calories 900kcal, Fat 53g, Carbs 75g, Protein 26g



1. Prep ingredients

Bring a medium pot of **salted water** to a boil over high.

Thinly slice **2 garlic cloves**. Coarsely chop **walnuts**. Finely grate **Parmesan**.




2. Toast walnuts & garlic

Heat **2 tablespoons oil** in a medium skillet over medium-high. Add **walnuts** and **sliced garlic**; cook, stirring, until just golden and fragrant, 2–3 minutes. Using a slotted spoon, transfer to a paper towel-lined plate and season with **salt** and **pepper**; set aside until ready to serve. Discard any remaining oil; wipe out skillet and reserve for step 4.




3. Cook ravioli

Add **ravioli** to pot with boiling **salted water** (if stuck together, gently pull apart only if possible without tearing). Reduce heat and simmer gently, stirring occasionally, until al dente, 3–4 minutes. Reserve $\frac{1}{2}$ **cup pasta water**, then carefully drain ravioli.



4. Brown butter

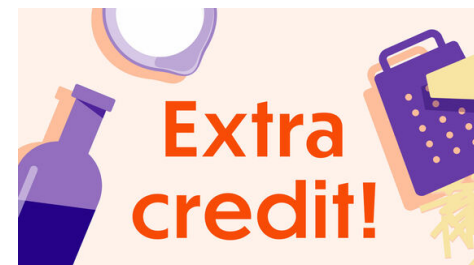
Heat **2 tablespoons butter** in reserved skillet over medium-high, swirling skillet to melt. As butter browns, dark golden flecks will appear and butter will smell nutty and toasty, 2–4 minutes (watch closely). Add in **ravioli** and **reserved pasta water**; simmer, stirring gently, until **sauce** slightly thickens and coats pasta, about 4 minutes.



5. Finish & serve

Add **spinach** to same skillet with **ravioli**; cover to let wilt, 1–2 minutes. Uncover, add **half of the Parmesan**, and gently stir to combine.

Serve **brown butter short rib ravioli** with **crispy walnuts and garlic**, **remaining Parmesan**, and **red pepper flakes** sprinkled over top. Enjoy!



6. Add a side salad!

Serve your ravioli with a bright green salad for a refreshing side. Whisk together 2 tablespoon oil, 2 teaspoons vinegar, and a pinch each of salt, sugar, and pepper. Add chopped romaine, shaved carrots, sliced cucumbers, diced tomatoes—whatever you have on hand!