

DINNERLY



Harissa Beef Pita Wrap

with Cucumber Salad & Tahini Sauce



30min



2 Servings

When in doubt, put it on a pita. Spicy harissa lights up this stewy ground beef, paired with a crisp cucumber salad and creamy tahini. We've got you covered!

WHAT WE SEND

- 1 yellow onion
- 1 cucumber
- 1 plum tomato
- 1 oz tahini ¹¹
- 2 Mediterranean pitas ^{1,6,11}
- ¼ oz harissa spice blend
- 10 oz pkg grass-fed ground beef

WHAT YOU NEED

- olive oil
- red wine vinegar (or white wine vinegar)
- sugar
- kosher salt & ground pepper

TOOLS

- medium nonstick skillet

ALLERGENS

Wheat (1), Soy (6), Sesame (11). May contain traces of other allergens. Packaged in a facility that packages gluten containing products.

NUTRITION PER SERVING

Calories 980kcal, Fat 70g, Carbs 54g, Protein 37g



1. Make salad

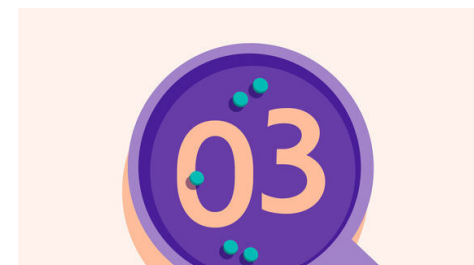
Halve **onion** and thinly slice one half (save rest for own use). Peel **half of the cucumber**, if desired (save rest for own use). Cut into ½-inch pieces. Cut **tomato** into ½-inch pieces.

In a medium bowl, whisk together **2 tablespoons oil**, **2 teaspoons vinegar**, and a **pinch of sugar**. Season to taste with **salt** and **pepper**. Add cucumbers, tomatoes, and half of the sliced onions.




2. Make tahini sauce

In a small bowl, whisk together **tahini**, **1 tablespoon each of oil and water**, **½ teaspoon vinegar**, and a **pinch of sugar**. Thin with **1 tablespoon water** at a time, as needed. Season to taste with **salt** and **pepper**.




3. Toast pitas

Heat a medium nonstick skillet over medium. Add a **drizzle of oil**, then add **1 pita** at a time. Cook until browned and toasted, 30–60 seconds per side. Transfer to a work surface.



4. Cook beef

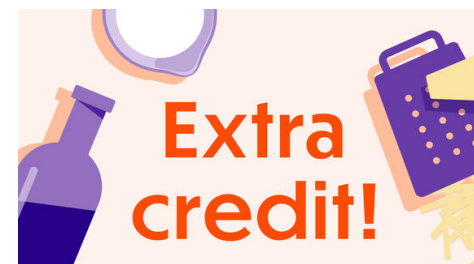
Heat **1 tablespoon oil** in same skillet over medium-high. Add **remaining sliced onions** and cook, stirring occasionally, until softened and browned in spots, 3–5 minutes. Add **beef** and cook, breaking up into smaller pieces, until cooked through and browned in spots, about 5 minutes. Season with **salt** and **pepper**.



5. Finish & serve

To skillet with **beef**, add **harissa spice** and **⅓ cup water**. Cook, stirring frequently and scraping up any browned bits from bottom of skillet, until thickened and stewy, 1–2 minutes. Season to taste with **salt** and **pepper**.




Serve **harissa beef** on **pitas** topped with **cucumber salad**, **tahini sauce**, and a **few cracks of pepper**. Enjoy!



6. Check us out!

Want to see helpful cooking tips, tricks, and bonus Dinnerly content? Follow us on Instagram @dinnerly or TikTok @dinnerlyus for more!

Questions about the recipe? Cooking hotline: **888-267-2850** (Mon - Fri 9AM-9PM)

View the recipe online by visiting your account at dinnerly.com    **#dinnerly**