

# DINNERLY



## Chicken Tikka Masala & Ready to Heat Rice

with Cilantro



20-30min



2 Servings

Warm and cozy dinners like this are the reason we're in such a rush to get home after a long day. Saucy, creamy, tender, juicy, and 1000% delicious—those are all the adjectives we'd use to describe this tikka masala. We've got you covered!

### WHAT WE SEND

- 10 oz ready to heat basmati rice
- 1 yellow onion
- ¼ oz fresh cilantro
- ½ lb pkg chicken breast strips
- ¼ oz garam masala
- 8 oz tomato sauce
- 3 oz mascarpone <sup>7</sup>

### WHAT YOU NEED

- kosher salt & ground pepper
- garlic
- neutral oil
- butter <sup>7</sup>
- sugar

### TOOLS

- microwave
- medium skillet

### ALLERGENS

Milk (7). May contain traces of other allergens. Packaged in a facility that packages gluten containing products.

### NUTRITION PER SERVING

Calories 770kcal, Fat 40g, Carbs 77g, Protein 38g



#### 1. Cook rice

Add **rice** to a bowl and microwave, uncovered, on high until warmed through, 2–3 minutes (watch closely as microwaves vary).



#### 2. Prep veggies & chicken


Finely chop **half of the onion** (save rest for own use). Finely chop **2 teaspoons garlic**. Finely chop **cilantro leaves and stems**.

In a small bowl, toss **chicken** with **1 teaspoon garam masala**; season with **salt** and **pepper**.



#### 3. Cook chicken


In a medium skillet, heat **1 tablespoon oil** over medium-high. Add **chicken** in a single layer and cook, undisturbed, until browned on the bottom, about 3 minutes. Stir and continue cooking until cooked through, about 2 minutes more. Transfer to a plate.



#### 4. Cook onions & aromatics

To same skillet, add **onions**, **1 tablespoon butter**, and **a pinch of salt**. Cook, stirring frequently, until lightly golden and softened, 3–5 minutes.

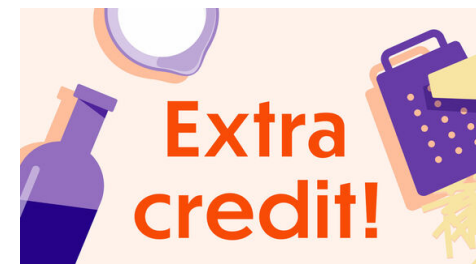
Add **chopped garlic** and **remaining garam masala**; cook, stirring frequently, until fragrant, about 1 minute.



#### 5. Finish sauce & serve

To skillet with **onions**, add **tomato sauce**, **¼ cup water**, and **1 teaspoon sugar**; bring to a boil over high heat. Reduce heat to medium and simmer until sauce is reduced by half, 2–4 minutes. Whisk in **mascarpone** until smooth; season to taste with **salt** and **pepper**. Stir in **chicken**.

Serve **chicken tikka masala** over **rice** with **cilantro** sprinkled over the top. Enjoy!



#### 6. Did you know?

Ordering Dinnerly is not only more convenient, but it also reduces your carbon footprint. A study from the University of Michigan found that cooking with meal kits (including packaging) generates a much lower carbon footprint than purchasing the same ingredients at the grocery store. Considering every step in the process, average greenhouse gas emissions are ⅓ lower when cooking with meal kits.