

# DINNERLY



## Saucy Chicken Mushroom Stroganoff with Buttered Egg Noodles



20-30min



2 Servings

What's better than a plate of saucy, buttery egg noodles? Hmm, we can't really think of anything else right now. We added lean chicken strips to pair with savory mushrooms in this super easy stroganoff that feels like a warm, comforting hug. We've got you covered!



### WHAT WE SEND

- 1 red onion
- ½ lb mushrooms
- ¼ oz fresh parsley
- ½ lb pkg chicken breast strips
- ½ oz tamari soy sauce <sup>3</sup>
- 6 oz egg noodles <sup>4,1</sup>
- 2 (1 oz) sour cream <sup>2</sup>

### WHAT YOU NEED

- kosher salt & ground pepper
- garlic
- olive oil
- all-purpose flour <sup>1</sup>
- butter <sup>2</sup>

### TOOLS

- large saucepan
- medium skillet

### ALLERGENS

Wheat (1), Milk (2), Soy (3), Egg (4). May contain traces of other allergens. Packaged in a facility that packages gluten containing products.

### NUTRITION PER SERVING

Calories 810kcal, Fat 38g, Carbs 79g, Protein 45g




#### 1. Prep ingredients

Bring a large saucepan of **salted water** to a boil.

Thinly slice **onion**. Trim ends from **mushrooms** and thinly slice caps. Finely chop **2 teaspoons garlic**. Pick **parsley leaves** from **stems** and finely chop leaves (discard stems).

Pat **chicken** dry; season all over with **salt** and **pepper**.




#### 2. Cook onions & mushrooms

Heat **2 tablespoons oil** in a medium skillet over medium-high. Add **onions** and cook until slightly softened, about 5 minutes. Add **mushrooms, chopped garlic**, and a **pinch each of salt and pepper**; cook until mushrooms are tender and browned, about 5 minutes. Add **chicken** and cook until browned on one side, 2–3 minutes.




#### 3. Build sauce

To same skillet, stir in **1 tablespoon flour** and cook until toasted, about 1 minute. Stir in **tamari** and **1 cup water**; bring to a boil over high, scraping up any browned bits from bottom of skillet. Reduce heat to medium and simmer until thickened, about 3 minutes.



#### 4. Boil noodles

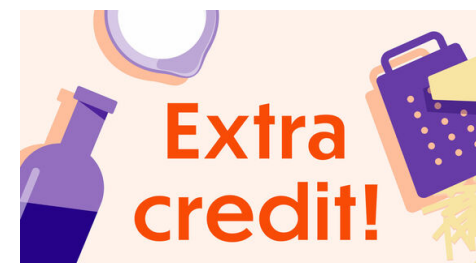
While **sauce** simmers, add **noodles** to saucepan with boiling **salted water** and cook, stirring, until tender, 5–6 minutes. Drain noodles, return to pot, and stir in **2 tablespoons butter**; season to taste with **salt** and **pepper**.



#### 5. Finish & serve

Remove skillet from heat and stir in **all of the sour cream**; season to taste with **salt** and **pepper**.

Top **buttered egg noodles** with **chicken and mushroom stroganoff** and **chopped parsley**. Enjoy!



#### 6. Check us out!

Want to see helpful cooking tips, tricks, and bonus Dinnerly content? Follow us on Instagram @dinnerly or TikTok @dinnerlyus for more!