

DINNERLY



Garlic-Dill Asparagus & Chicken Quinoa Bowl

with Chickpeas, Marinated Tomatoes & Feta



20-30min



2 Servings

One of our favorite ways to Dinnerly is making a whole lot of tasty things, making them tastier with fresh herbs and creamy cheese, then tossing them together bowl-style. This is clean-eating in terms of the mighty grain quinoa balanced with plenty of protein and veggies. But, it's up to you to walk away from the table without a dribble of vinaigrette running down your shirt... We've got you covered!

WHAT WE SEND

- 3 oz white quinoa
- ½ lb asparagus
- 1 plum tomato
- 15 oz can chickpeas
- ¼ oz fresh dill
- ½ lb pkg chicken breast strips
- 2 oz feta ⁷

WHAT YOU NEED

- garlic
- olive oil
- kosher salt & ground pepper
- red wine vinegar

TOOLS

- rimmed baking sheet
- small saucepan

ALLERGENS

Milk (7). May contain traces of other allergens. Packaged in a facility that packages gluten containing products.

NUTRITION PER SERVING


Calories 730kcal, Fat 46g, Carbs 63g, Protein 49g



1. Cook quinoa

Finely chop **1 teaspoon garlic**.

Heat **1 tablespoon oil** in a small saucepan over medium. Add **half of the chopped garlic** and cook, stirring until fragrant, about 1 minute. Add **quinoa, ¾ cup water**, and **¼ teaspoon salt**; bring to a boil over high heat. Cover and cook over low heat until quinoa is tender and water is absorbed, about 15 minutes.

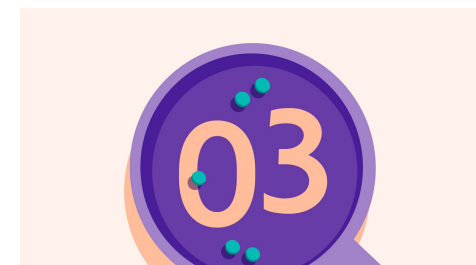


2. Prep ingredients

Meanwhile, preheat broiler with a rack in the top position.

Trim and discard woody ends from **asparagus** (about 2 inches), then cut into thirds. Core **tomato** and halve lengthwise, then thinly slice into half-moons. Rinse and drain **chickpeas**. Pick **dill fronds** from stems and finely chop, discarding stems.

Pat **chicken** dry; season all over with **salt** and **pepper**.



3. Marinate tomatoes


In a medium bowl, stir to combine **3 tablespoons oil**, **1 tablespoon vinegar**, and **1 teaspoon water**. Add **tomatoes** to **vinaigrette** and toss to coat; season to taste with **salt** and **pepper**.



4. Broil veggies & chicken

Toss **chickpeas, asparagus**, and **chicken** on a rimmed baking sheet with **1 tablespoon oil**; season with **salt** and **pepper**.

Broil on top oven rack until asparagus are crisp-tender and chicken is cooked through, about 4 minutes. Toss with **remaining chopped garlic**, then broil until garlic is fragrant, 1–2 minutes (watch closely as broilers vary). Toss with **half the dill**.



5. Finish quinoa & serve

Crumble **feta**. Fluff **quinoa** with a fork, then stir in half of the feta.

Serve **quinoa** topped with **asparagus, chicken, chickpeas**, and **marinated tomatoes**. Drizzle with **vinaigrette** and sprinkle with **remaining feta and dill**. Enjoy!



6. Check us out!

Want to see helpful cooking tips, tricks, and bonus Dinnerly content? Follow us on Instagram @dinnerly or TikTok @dinnerlyus for more!