

DINNERLY



Crispy Oven-Baked Shredded Beef Flautas

with Enchilada Sauce



20-30min



2 Servings

Honestly, just looking at these flautas makes us jealous. If only we could be beef and melty cheese wrapped up all snug in a warm, crisp tortilla! We'll just have to settle for having it on our plates instead. You are what you eat, after all, so bring on those cozy vibes. We've got you covered!

WHAT WE SEND

- 6 (6-inch) flour tortillas ^{1,6}
- 2 oz shredded cheddar-jack blend ⁷
- 2 scallions
- 4 oz red enchilada sauce
- ½ lb shredded beef ^{1,6}

WHAT YOU NEED

- neutral oil

TOOLS

- rimmed baking sheet

ALLERGENS

Wheat (1), Soy (6), Milk (7). May contain traces of other allergens. Packaged in a facility that packages gluten containing products.

NUTRITION PER SERVING

Calories 620kcal, Fat 25g, Carbs 74g, Protein 33g



1. Prep oven, baking sheet

Preheat oven to 425°F with a rack in the upper third.

Lightly oil a rimmed baking sheet.



2. Add beef


Place **tortillas** on a work surface. Using your fingers, break apart **shredded beef** and spread onto one half of each tortilla.



3. Add cheese & roll


Sprinkle **cheese** over beef.

Starting at the filled side, tightly roll up **tortillas**. Place **flautas** seam-side down on prepared baking sheet.



4. Bake flautas

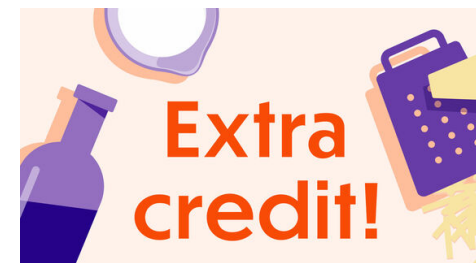
Generously brush tops and sides of **flautas** with **oil**. Bake on upper oven rack until golden brown and crisp, about 12–15 minutes (watch carefully as ovens vary).



5. Slice scallions & serve

Thinly slice **scallions**.

Serve **shredded beef flautas** topped with **enchilada sauce** and **scallions**. Enjoy!



6. Make it your own!

We kept it simple, but feel free to pile on all your favorite fixings! A dollop of guac, a drizzle of sour cream, pickled jalapenos, fresh salsa, cilantro leaves... the possibilities are endless!