



Coffee Rubbed Steak & Homemade Chimichurri

with Zucchini Corn Agrodolce



20-30min



2 Servings

We're breaking out the big flavors for tonight's dinner! Ground espresso makes for a mind-blowing steak rub, adding a subtle sweet acidity and earthy flavor. This buzzed-up steak pairs perfectly with a homemade mint and parsley chimichurri sauce. Even the sweet corn and zucchini side gets a boost on this plate thanks to a vinegar and brown sugar glaze known as an agrodolce—a tangy-sweet Italian-style sauce.

What we send

- ¼ oz espresso powder
- ¼ oz chili powder
- 2 oz dark brown sugar
- ½ oz tamari soy sauce ⁶
- 10 oz pkg sirloin steaks
- 2 zucchini
- 2½ oz corn
- ¼ oz fresh parsley
- ¼ oz fresh mint
- garlic

What you need

- olive oil
- kosher salt & ground pepper
- white wine vinegar (or red wine vinegar) ¹⁷

Tools

- rimmed baking sheet
- microplane or grater
- medium skillet

Allergens

Soy (6), Sulphites (17). May contain traces of other allergens. Packaged in a facility that packages gluten containing products.

Nutrition per serving

Calories 630kcal, Fat 42g, Carbs 28g, Protein 37g



1. Rub steaks

In a medium bowl, stir to combine **2 teaspoons each of espresso powder and oil** and **1 teaspoon each of chili powder, brown sugar, tamari, black pepper, and salt**. Pat **steaks** dry, then add to bowl; turn steaks and rub with seasoning until well coated. Set steaks aside at room temperature until step 5.



4. Make chimichurri

Meanwhile, finely chop **parsley leaves and stems**. Pick and finely chop **mint leaves**; discard stems. Finely grate **¼ teaspoon garlic** into a small bowl. Add **chopped parsley and mint, 3 tablespoons oil, and 1 teaspoon vinegar**; stir to combine. Season chimichurri to taste with **salt and pepper**.



2. Prep & broil zucchini

Preheat broiler with a rack in the upper third.

Trim ends from **zucchini**, then halve lengthwise and cut crosswise into 1½-inch thick half-moons.

On a rimmed baking sheet, toss zucchini with **1 tablespoon oil** and season with **salt and pepper**. Broil zucchini on upper oven rack until browned in spots, about 5 minutes (watch closely as broilers vary).



5. Cook steaks

Heat **1 tablespoon oil** in a medium skillet over medium. Add **steaks** and cook until well browned and medium-rare, 2-3 minutes per side (or longer for desired doneness). Transfer to a cutting board and let steaks rest for 5 minutes.



3. Broil zucchini & corn

Add **corn** and a **pinch of salt** to baking sheet with **zucchini**; carefully toss to combine.

Broil on upper rack until zucchini and corn are speckled with browned spots, about 4 minutes. Remove from oven and carefully toss with **2 tablespoons vinegar** and **1 tablespoon brown sugar**. Return to oven and broil until liquid is syrupy and reduced by half, 2-3 minutes (watch closely).






6. Finish & serve

Thinly slice **steaks**, if desired.

Serve **steaks** with **chimichurri** spooned on top, and **zucchini corn agrodolce** alongside. Enjoy!

Questions about the recipe? Cooking hotline: **866-228-4513** (Mon - Fri 9AM-9PM)

View the recipe online by visiting your account at marleyspoon.com    **#marthaandmarleyspoon**