

DINNERLY



Speedy Recipe! Honey-Garlic Chicken Cutlets

with Mashed Potatoes & Peas



20-30min



2 Servings

Honey and garlic might seem like an unlikely pairing, but just trust them—they know how to make it work. What's their secret to making the relationship last? Getting drizzled over a juicy chicken cutlet with a classic side of mashed potatoes and peas. We've got you covered!

WHAT WE SEND

- 2 potatoes
- 10 oz pkg boneless, skinless chicken breast
- 2 (½ oz) honey
- 5 oz peas
- ¼ oz granulated garlic

WHAT YOU NEED

- kosher salt & ground pepper
- neutral oil
- apple cider vinegar (or white wine vinegar)
- 4 Tbsp butter ⁷

TOOLS

- medium saucepan
- medium skillet
- microwave
- potato masher or fork

ALLERGENS

Milk (7). May contain traces of other allergens. Packaged in a facility that packages gluten containing products.

NUTRITION PER SERVING

Calories 680kcal, Fat 33g, Carbs 59g, Protein 41g



1. Boil potatoes

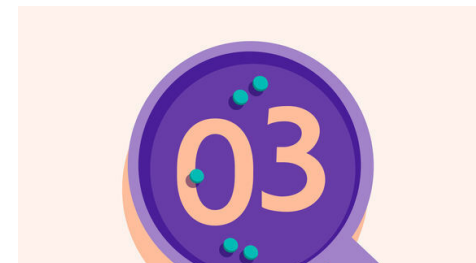
Scrub **potatoes** (peel, if desired), then cut into 1-inch pieces; place in a medium saucepan with enough **salted water** to cover by 1 inch. Cover and bring to a boil over high heat. Uncover and cook until easily pierced with a fork, 8–12 minutes. Reserve **⅓ cup cooking water**, then drain and return potatoes to saucepan. Cover to keep warm off heat until step 5.



2. Cook chicken


Pat **chicken** dry; pound to an even ½-inch thickness, if desired. Season all over with **salt** and **pepper**.

Heat **1 tablespoon oil** in a medium skillet over medium-high. Working in batches if necessary, cook chicken until browned and cooked through, 3–5 minutes per side. Transfer to a plate.




3. Make pan sauce

Return skillet to medium heat. Add **¼ cup water**; bring to a simmer, scraping up any browned bits. Stir in **all the honey**, **½ teaspoon granulated garlic**, and **½ teaspoon vinegar**; cook until sauce is thickened, 2 minutes. Off heat, melt in **1 tablespoon butter**. Season to taste. Return **chicken** to skillet; turn to coat in sauce.



4. Microwave peas

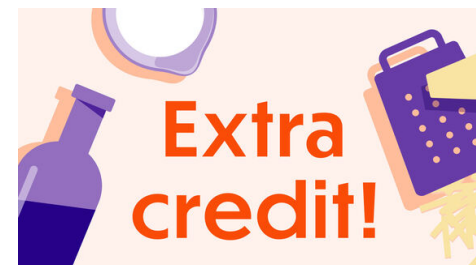
In a medium microwave-safe bowl, add **peas** and **1 tablespoon butter**; season with **salt** and **pepper**. Microwave on high until butter is melted and peas are warmed through and glossy, 2–3 minutes. Gently toss to combine and season to taste with **salt** and **pepper**.



5. Mash potatoes & serve

Use a potato masher or fork to mash **potatoes** in saucepan. Stir in **2 tablespoons butter** and **reserved cooking water**. Season to taste with **salt** and **pepper**.

Serve **chicken cutlets** over **mashed potatoes** with **peas** alongside. Spoon **honey-garlic sauce** over top. Enjoy!



6. Check us out!

Want to see helpful cooking tips, tricks, and bonus Dinnerly content? Follow us on Instagram @dinnerly or TikTok @dinnerlyus for more!