

# DINNERLY



## Lemon-Pepper Pork Tenderloin with Zucchini

& Garlic Butter



20-30min



2 Servings

Knock, knock. Who's there? Justin. Justin who? Justin time for dinner. A zesty, lemony roasted pork tenderloin dinner to be exact. We've got you covered!

### WHAT WE SEND

- 1 lemon
- 2 zucchini
- 10 oz pkg pork tenderloin
- 1 pkt turkey broth concentrate
- ¼ oz granulated garlic

### WHAT YOU NEED

- butter <sup>7</sup>
- kosher salt & ground pepper
- olive oil

### TOOLS

- microplane or grater
- rimmed baking sheet
- medium skillet

### ALLERGENS

Milk (7). May contain traces of other allergens. Packaged in a facility that packages gluten containing products.

### NUTRITION PER SERVING

Calories 450kcal, Fat 27g, Carbs 13g, Protein 40g



#### 1. Prep ingredients

Preheat oven to 450°F with a rack in the center.

In a small bowl, use a fork to combine a **pinch of granulated garlic** and **1 tablespoon butter**; set aside for step 4.

Finely grate **1½ teaspoons lemon zest** into a separate small bowl, then stir in **½ teaspoon salt** and **several grinds of pepper**; set aside for step 3.




#### 2. Start zucchini

Thinly slice **zucchini**. On a rimmed baking sheet, toss with **1 tablespoon oil** and season with **salt** and **pepper**. Roast on center oven rack until barely tender, about 5 minutes.



#### 3. Brown pork


Pat **pork** dry, then rub **lemon zest mixture** all over. Heat **2 teaspoons oil** in a medium skillet over medium-high. Add pork and cook until browned all over, 2–3 minutes per side. Transfer to baking sheet with **zucchini**.



#### 4. Roast pork & zucchini

Roast **pork and zucchini** on center oven rack until zucchini is tender and browned in spots and pork reaches 145°F internally, 6–8 minutes. Carefully toss zucchini with **half of the garlic butter**.

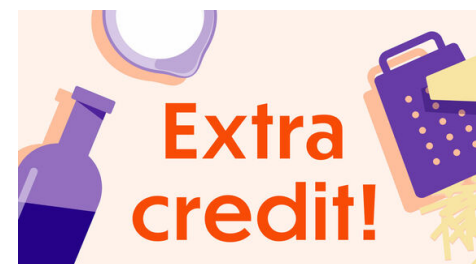
Melt **remaining garlic butter** in same skillet over medium-high.



#### 5. Make pan sauce & serve

Stir **broth concentrate** into same skillet, scraping up any browned bits. Squeeze in **2 teaspoons lemon juice** and whisk in **¾ cup water**; bring to a boil. Cook until reduced, 2–3 minutes. Season to taste with **salt** and **pepper**.




Thinly slice **lemon-pepper pork** and spoon **pan sauce** over top. Serve **roasted zucchini** and **any remaining pan sauce** alongside for dipping. Enjoy!



#### 6. Fries with that?

Make oven-roasted potato wedges or even simple baked potatoes as a side to help soak up the delicious garlic butter!

Questions about the recipe? Cooking hotline: **888-267-2850** (Mon - Fri 9AM-9PM)

View the recipe online by visiting your account at [dinnerly.com](https://dinnerly.com)    **#dinnerly**