



## Fast! Korean BBQ-Style Beef Tacos

with Cabbage Slaw & Gochujang Mayo



20-30min



2 Servings

Bold flavors and textures take these filling tacos from quick and easy to crave-worthy! We fill toasted flour tortillas with a savory filling of grass-fed ground beef, scallions, and fried onions. A crispy cabbage slaw rests underneath and we top it all off with a sweet-spicy mayo. Korean chili peppers flavor both slaw and mayo in this fiesta of savory tangy spiciness!



## What we send

- 2 scallions
- ½ oz oyster crackers <sup>1,6,7</sup>
- 1 oz mayonnaise <sup>3,6</sup>
- 1 oz gochujang <sup>6</sup>
- ¼ oz gochugaru flakes
- 14 oz cabbage blend
- 10 oz pkg grass-fed ground beef
- ½ oz tamari soy sauce <sup>6</sup>
- ½ oz fried onions <sup>6</sup>
- 6 (6-inch) flour tortillas <sup>1,6</sup>

## What you need

- sugar
- kosher salt & ground pepper
- neutral oil
- distilled white vinegar (or apple cider vinegar)

## Tools


- microwave
- medium nonstick skillet

## Allergens

Wheat (1), Egg (3), Soy (6), Milk (7).  
May contain traces of other allergens.  
Packaged in a facility that packages gluten containing products.

## Nutrition per serving


Calories 1100kcal, Fat 67g, Carbs 81g, Protein 42g



### 1. Prep ingredients

Trim and thinly slice **scallions**, keeping dark greens separate. Using a rolling pin, finely crush **oyster crackers** in packet.

In a small bowl, whisk together **mayonnaise**, **half of the gochujang (save rest for own use)**, **2 teaspoons water**, and **a pinch of sugar**. Season to taste with **salt** and **pepper**.




### 4. Cook beef

Heat **1 tablespoon oil** in a medium skillet over medium-high. Add **beef mixture** in small clumps and season with **salt** and **pepper**. Cook, without stirring, until well browned on the bottom, 3-5 minutes. Stir, then continue cooking until cooked through, 2-3 minutes more.



### 2. Make slaw

In a medium bowl, whisk together **3 tablespoons oil**, **2 tablespoons vinegar**, and **1½ teaspoons each of gochugaru flakes and sugar**. Add **cabbage blend** and toss to coat. Season to taste with **salt** and **pepper**; set aside to marinate.



### 5. Finish & serve

Divide **slaw** among **tortillas** and top with **beef**, **gochujang mayo**, and **dark scallion greens**. Sprinkle with the **remaining gochugaru flakes**, as desired. Enjoy!



### 3. Mix beef & warm tortillas

In a 2nd medium bowl, combine **beef**, **crushed crackers**, **scallion whites** and **light greens**, **tamari**, **fried onions**, and **1 teaspoon salt** until evenly mixed.

Stack **tortillas** and wrap in a damp paper towel; microwave in 30-second increments until warmed through.



### 6. Pro tip!

If you don't have a microwave for step 3, warm the tortillas in a skillet over high heat, about 30 seconds per side.