


# DINNERLY



## Honey-Garlic Pork Cutlets with Mashed Potatoes & Peas



20-30min



2 Servings

Honey and garlic might seem like an unlikely pairing, but just trust them—they know how to make it work. What's their secret to making the relationship last? Getting drizzled over a juicy pork cutlet with a classic side of mashed potatoes and peas. We've got you covered!

## WHAT WE SEND

- 2 potatoes
- 12 oz pkg pork cutlets
- 2 (½ oz) honey
- 5 oz peas
- 2 (1 oz) sour cream <sup>7</sup>

## WHAT YOU NEED

- kosher salt & ground pepper
- garlic
- neutral oil
- apple cider vinegar (or white wine vinegar)
- butter <sup>7</sup>

## TOOLS

- medium saucepan
- medium skillet
- microwave
- potato masher or fork

## ALLERGENS

Milk (7). May contain traces of other allergens. Packaged in a facility that packages gluten containing products.


## NUTRITION PER SERVING

Calories 750kcal, Fat 39g, Carbs 60g, Protein 43g



### 1. Boil potatoes

Scrub **potatoes** (peel, if desired), then cut into 1-inch pieces; place in a medium saucepan with enough **salted water** to cover by 1 inch. Cover and bring to a boil over high heat. Uncover and cook until easily pierced with a fork, 8–12 minutes. Reserve **⅓ cup cooking water**, then drain and return potatoes to saucepan. Cover to keep warm off heat until step 5.



### 4. Microwave peas


In a medium microwave-safe bowl, add **peas** and **1 tablespoon butter**; season with **salt** and **pepper**. Microwave on high until butter is melted and peas are warmed through and glossy, 2–3 minutes. Gently toss to combine and season to taste with **salt** and **pepper**.



### 2. Chop garlic & cook pork

Finely chop **2 teaspoons garlic**.

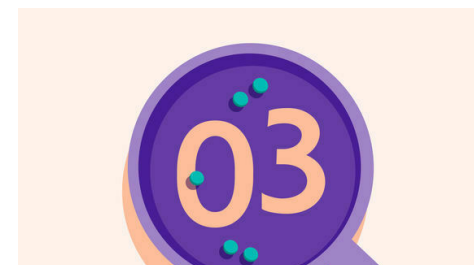
Pat **pork** dry and season all over with **salt** and **pepper**. Heat **1 tablespoon oil** in a medium skillet over medium-high. Working in batches if necessary, cook pork until browned and just cooked through, 1–3 minutes per side. Transfer to a plate.



### 5. Mash potatoes & serve

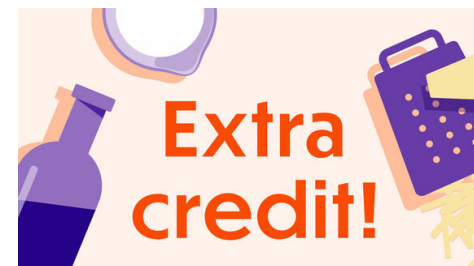
Use a potato masher or fork to mash **potatoes** in saucepan. Stir in **all of the sour cream** and **reserved cooking water**. Season to taste with **salt** and **pepper**.

Serve **pork cutlets** over **mashed potatoes** with **peas** alongside. Spoon **honey-garlic sauce** over top. Enjoy!



### 3. Make pan sauce

Return skillet to medium heat. Add **chopped garlic** and **2 teaspoons oil**; cook, stirring, until fragrant, 30 seconds. Add **¼ cup water**; bring to a simmer, scraping up any browned bits. Stir in **all the honey** and **½ teaspoon vinegar**; cook until sauce is thickened, 2 minutes. Off heat, melt in **1 tablespoon butter**. Season to taste. Return **pork** to skillet; turn to coat in sauce.



### 6. Did you know?

Although reducing food waste is a top priority, sometimes in spite of best efforts, we end up with more (ingredients or food) than we need. When that happens, we still make sure it doesn't go to waste. One way of ensuring all of our nutritious food ends up on a table is by donating to local charities like Table to Table and Grace Place.