

# DINNERLY



## Cheese-Stuffed Lamb Burger with Charred Scallions & Baked Chips



20-30min



2 Servings

What's better than a cheeseburger, you ask? A burger with a cheesy center! With a cheddar interior and charred scallions piled on top, each bite will cue ooh's and ahh's. Did we mention homemade potato chips? Straight from the oven? Waboom. We've got you covered!

### WHAT WE SEND

- 2 potatoes
- 10 oz pkg ground lamb
- 2 oz shredded cheddar-jack blend <sup>7</sup>
- 4 scallions
- 2 potato buns <sup>1,7,11</sup>

### WHAT YOU NEED

- olive oil
- kosher salt & ground pepper

### TOOLS

- rimmed baking sheet
- large nonstick skillet

### ALLERGENS

Wheat (1), Milk (7), Sesame (11). May contain traces of other allergens. Packaged in a facility that packages gluten containing products.

### NUTRITION PER SERVING

Calories 990kcal, Fat 60g, Carbs 68g, Protein 43g



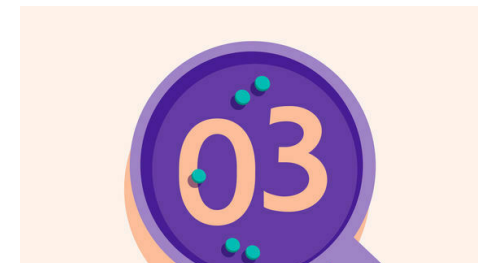
#### 1. Prep & bake chips

Preheat oven to 450°F with a rack in the lower third. Scrub **potatoes**, then cut into ¼-inch thick rounds. Toss with **2 tablespoons oil** on a rimmed baking sheet; season with **salt** and **pepper**. Spread into a single layer and bake on lower oven rack, without flipping, until slightly crispy and golden brown, 20–25 minutes (watch closely as ovens vary).




#### 2. Shape burger patties

Divide **lamb** into 2 equal portions and flatten into thin patties. Using your thumb, make an indentation in the middle of each and fill with **cheese**. Press lamb over cheese to make **2 (4-inch) patties**. Generously season all over with **salt** and **pepper**.




#### 3. Cook scallions

Trim ends from **scallions**, then thinly slice. Heat **1 tablespoon oil** in a large nonstick skillet over medium-high. Add **scallions** and **a pinch each of salt and pepper**. Cook, stirring, until slightly charred and tender, 3–5 minutes. Transfer to a small bowl and cover to keep warm.



#### 4. Cook burgers

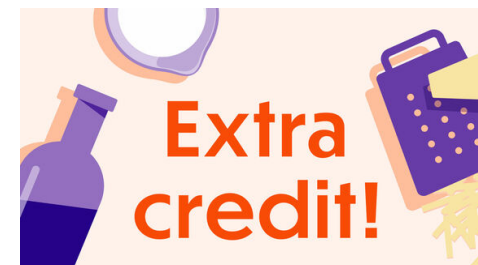
Add **patties** to same skillet; cook over medium-high until well browned and medium-rare, 3–4 minutes per side (or longer for desired doneness). Transfer to a plate.



#### 5. Toast buns & serve

Split **buns** and place cut sides down in same skillet; cook until lightly toasted, 1 minute.

Serve **stuffed cheeseburgers** on **toasted buns** topped with **charred scallions** and **baked chips** alongside. Enjoy!



#### 6. Raid the condiment rack!

Got condiments? Add them here! Ketchup, mustard, mayo, or even your favorite BBQ sauce would make delicious dippers for the chips or toppings for the burger.