

DINNERLY



Beef & Wine Ravioli Enchilada Bake with Corn & Sour Cream



20-30min



2 Servings

Dinner needs to be on the table ASAP. Do you A) Order take-out for the umpteenth time? Or B) Make this ravioli enchilada bake? Personally, we'd choose B. This dish requires absolutely no prepwork—cook the ravioli, stir the sauce together, add shredded cheese, and bake. So put your knife away and enjoy your Dinnerly without the stress or mess! We've got you covered!

WHAT WE SEND

- 9 oz beef & wine ravioli ^{2,3,1}
- ¼ oz Tex-Mex spice blend
- 6 oz tomato paste
- 1 pkt chicken broth concentrate
- 2½ oz corn
- 2 oz shredded cheddar-jack blend ³
- 1 oz sour cream ³

WHAT YOU NEED

- kosher salt & ground pepper
- olive oil
- all-purpose flour ¹
- vinegar of your choice

TOOLS

- large saucepan
- medium ovenproof skillet

ALLERGENS

Wheat (1), Egg (2), Milk (3). May contain traces of other allergens. Packaged in a facility that packages gluten containing products.

NUTRITION PER SERVING

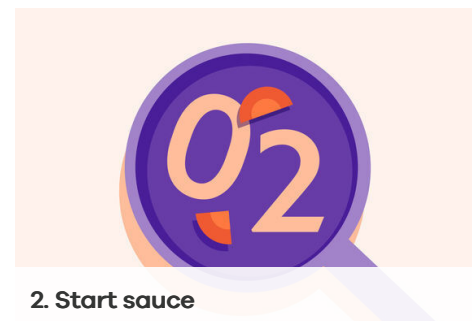
Calories 780kcal, Fat 49g, Carbs 59g, Protein 28g



1. Cook ravioli

Preheat oven to 450°F with a rack in the center.

Bring a large saucepan of **salted water** to a boil. Add **ravioli** (if stuck together, gently pull apart only if possible without tearing). Reduce heat and gently simmer, stirring occasionally, until nearly al dente, 2–3 minutes. Drain ravioli; toss with **1 teaspoon oil**.



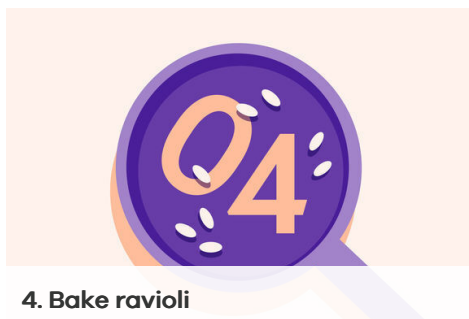
2. Start sauce

Meanwhile, in a medium ovenproof skillet, whisk together **Tex-Mex spice** and **3 tablespoons each of flour and oil**. Cook over medium heat, whisking constantly, until aromatic, 1–2 minutes. Add **2 tablespoons tomato paste**; cook, stirring constantly, until slightly darkened, about 1 minute. Slowly whisk in **2 cups water**; bring to a boil over high heat.



3. Finish sauce

Whisk in **broth concentrate**; lower heat to medium. Cook, whisking occasionally, until sauce is lightly thickened, 3–5 minutes. Stir in **1 teaspoon vinegar**; season to taste with **salt and pepper**.



4. Bake ravioli

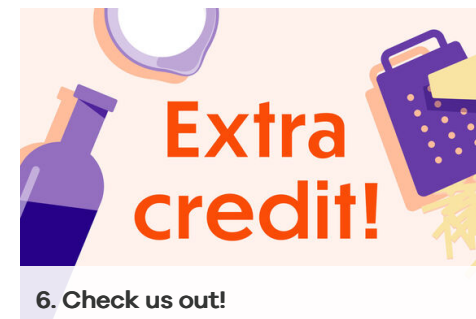
Add **ravioli** and **corn**; gently fold until evenly coated. Spread in an even layer; sprinkle with **cheese**. Bake on center oven rack until cheese is melted and lightly browned, 5–7 minutes. Let rest for 5 minutes.



5. Prep sour cream & serve

In a small bowl, thin **sour cream** with **1 teaspoon water** at a time until it drizzles from a spoon.

Serve **ravioli enchilada bake** drizzled with **sour cream**. Enjoy!



6. Check us out!

Want to see helpful cooking tips, tricks, and bonus Dinnerly content? Follow us on Instagram @dinnerly or TikTok @dinnerlyus for more!