

DINNERLY



Sausage, Kale & Sweet Potato Pasta with Rosemary



20-30min



2 Servings

Sausage and sweet potato is a flavor-match made in heaven. Pair it with crispy rosemary, al dente pasta, and nutty Parmesan and it's dinner for angels! The trick to getting the best, most intense flavor from rosemary is frying it in oil, but only for about a minute! Keep a close eye for fragrant perfection, and voila! Your new favorite pasta topping. We've got you covered!

WHAT WE SEND

- 6 oz rigatoni ²
- 1 bunch curly kale
- $\frac{3}{4}$ oz Parmesan ¹
- 1 sweet potato
- $\frac{1}{4}$ oz fresh rosemary
- $\frac{1}{2}$ lb pkg uncased sweet Italian pork sausage

WHAT YOU NEED

- kosher salt & ground pepper
- olive oil
- butter ¹

TOOLS

- large pot
- microplane or grater
- medium nonstick skillet
- rimmed baking sheet

ALLERGENS

Milk (1), Wheat (2). May contain traces of other allergens. Packaged in a facility that packages gluten containing products.

NUTRITION PER SERVING

Calories 960kcal, Fat 40g, Carbs 95g, Protein 47g




1. Cook pasta & kale

Preheat oven to 450°F with a rack in the lower third.

Bring a large pot of **salted water** to a boil. Add **pasta** and cook, stirring occasionally, until al dente, 8–10 minutes.

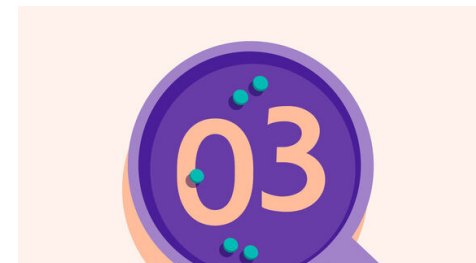
Tear or chop **kale** into bite-size pieces. Add to pot 2 minutes before pasta is done cooking. Reserve $\frac{3}{4}$ **cup cooking water**, then drain.



2. Prep ingredients

Meanwhile, finely grate **Parmesan**, if necessary. Peel **sweet potato** and cut into $\frac{1}{2}$ -inch cubes.

Heat $\frac{1}{4}$ **cup oil** in a medium nonstick skillet over medium-high. Add **rosemary sprigs** and cook, stirring occasionally, until crisp and oil is slightly darkened, 1–2 minutes. Transfer rosemary to a paper towel to drain. Pour **rosemary oil** into a small heatproof bowl. Reserve skillet.



3. Roast sweet potato

On a rimmed backing sheet, toss **sweet potatoes** with **1 tablespoon of the rosemary oil**. Spread into an even layer.


Roast on lower oven rack until tender and browned, 15–20 minutes.



4. Cook sausage

In reserved skillet, heat **1 tablespoon rosemary oil** over medium-high. Add **sausage** and cook, breaking up into smaller pieces, until browned and cooked through, 5–7 minutes.

Add **pasta**, **sweet potatoes**, **half of the grated Parmesan** and $\frac{1}{2}$ **cup reserved cooking water**. Cook over medium heat, stirring, until pasta is coated, about 2 minutes. Off heat, stir in **2 tablespoons butter**.



5. Serve

Serve **sausage and sweet potato pasta** sprinkled with **remaining Parmesan**. Strip **rosemary leaves** from stems and sprinkle over top. Drizzle with some of the **rosemary oil**. Enjoy!



6. Check us out!

Want to see helpful cooking tips, tricks, and bonus Dinnerly content? Follow us on Instagram @dinnerly or TikTok @dinnerlyus for more!