

DINNERLY



Chicken Sausage French Bread Pizza

with Mozzarella, Bell Pepper & Marinara Sauce



ca. 20min



2 Servings

We're not afraid to admit that pizza dough is the glue that holds our life together. But we're also not afraid to mix it up a bit with our second favorite pizza base—French bread! It doesn't get any easier than the magical formula of bread + sauce + cheese. Chicken sausage and bell peppers, lightly broiled, provide perfect crunch. We've got you covered!

WHAT WE SEND

- 2 (3¾ oz) mozzarella ¹
- 1 green bell pepper
- 8 oz marinara sauce
- 2 mini baguettes ^{2,3}
- ½ lb uncased Italian chicken sausage

WHAT YOU NEED

- olive oil
- kosher salt & ground pepper

TOOLS

- box grater
- small saucepan (or microwave)
- medium skillet
- rimmed baking sheet

ALLERGENS

Milk (1), Soy (2), Wheat (3). May contain traces of other allergens. Packaged in a facility that packages gluten containing products.

NUTRITION PER SERVING

Calories 930kcal, Fat 37g, Carbs 93g, Protein 62g




1. Prep ingredients

Preheat broiler with a rack 6 inches from heat source.

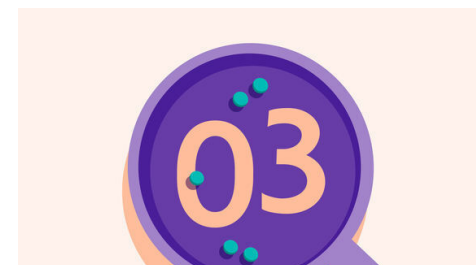
Grate **mozzarella** on large holes of a box grater. Halve **bell pepper**, discard stem and seeds, then thinly slice. Cut longest strips in half.

Heat **marinara sauce** in a small saucepan over medium-high until warmed through (or warm in the microwave).




2. Toast bread

Split **bread** and place cut-side up on a rimmed baking sheet. Broil on top oven rack until lightly toasted, about 1 minute (watch closely as broilers vary). Drizzle with **oil** and season with **salt** and **pepper**.



3. SAUSAGE VARIATION


Heat **1 tablespoon oil** in a large skillet over medium-high. Add **sausage** and cook, breaking up into smaller pieces, until browned and cooked through, 5–7 minutes. Remove skillet from heat.



4. Broil & serve

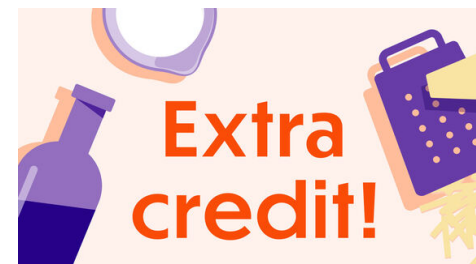
Top **bread** with **marinara**, **sausage**, **mozzarella**, and **peppers**. Broil on top oven rack until cheese is melted and browned in spots, about 2 minutes.

Serve **French bread pizza**. Enjoy!



5. ...

What were you expecting, more steps?



6. ...

You're not gonna find them here! Kick back, relax, and enjoy your Dinnerly!