

MARLEY SPOON



Hoisin-Glazed Pork Tenderloin

with Pineapple Fried Rice



30-40min



2 Servings

We love of combining sweet and savory flavors and here they come together in perfect harmony to create the most delicious bite. We coat roasted pork tenderloin in sweet hoisin sauce, and serve it on top of a mountain of rice. But not just any rice, fried rice studded with juicy pineapple and crisp snow peas. It's the best of both worlds on a plate.

What we send

- 5 oz jasmine rice
- garlic
- 1 oz fresh ginger
- 2 oz hoisin sauce ^{1,2,3}
- 2 (½ oz) tamari soy sauce ²
- 10 oz pkg pork tenderloin
- 2 scallions
- 4 oz snow peas
- 4 oz fresh pineapple
- ½ oz toasted sesame oil ¹

What you need

- kosher salt & ground pepper
- neutral oil

Tools

- medium saucepan
- fine-mesh sieve
- rimmed baking sheet
- medium nonstick skillet

Allergens

Sesame (1), Soy (2), Wheat (3). May contain traces of other allergens. Packaged in a facility that packages gluten containing products.

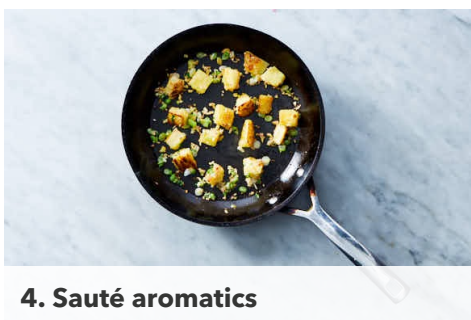
Nutrition per serving

Calories 720kcal, Fat 20g, Carbs 88g, Protein 47g



1. Boil rice

Preheat oven to 450°F with a rack in the upper third. Fill a medium saucepan with **salted water** and bring to a boil over high heat. Add **rice** and boil (like pasta), stirring occasionally, until just tender, about 12 minutes. Drain rice in a fine-mesh sieve, rinse with cold water, and drain well again. Set aside until step 5.



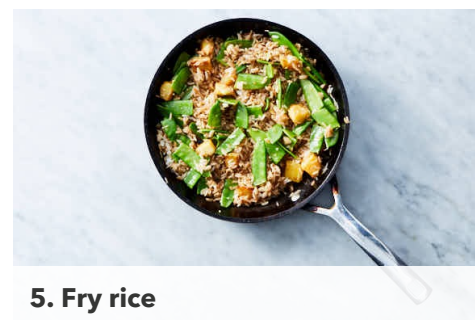
4. Sauté aromatics

Heat **1 tablespoon neutral oil** in a medium nonstick skillet over high. Add **pineapple** and cook, stirring occasionally, until slightly browned, about 3 minutes. Add **sliced scallion whites and light greens** and **remaining chopped garlic and ginger**. Cook, stirring, until fragrant, about 1 minute.




2. Make glaze & roast pork

Finely chop **1½ teaspoons each of garlic and peeled ginger**. In a small bowl, combine **hoisin, 1 tablespoon tamari, 1 teaspoon of the garlic, and ½ teaspoon of the ginger**. Pat **pork** dry; season all over with **salt** and **pepper**. Brush pork with **2 tablespoons glaze**; transfer to a rimmed baking sheet. Roast on upper oven rack until pork reaches 145°F internally, 10–12 minutes.



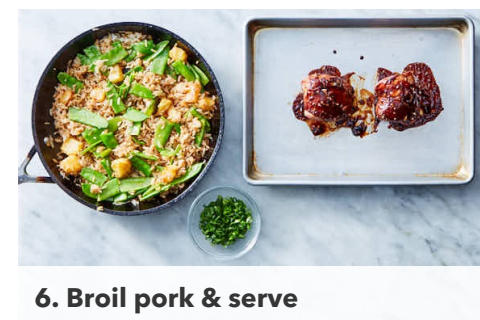
5. Fry rice

Add **rice, snow peas, 1 tablespoon neutral oil, ½ teaspoon sesame oil, and remaining tamari** to same skillet. Cook over high heat, pressing down to allow rice to crisp, tossing occasionally and repeating, until the rice is warmed through, about 4 minutes. Season to taste with **salt** and **pepper**.



3. Prep ingredients

Meanwhile, trim **scallions**, then thinly slice, keeping dark greens separate. Trim **snow peas**, then halve crosswise. Cut **pineapple** into ½-inch pieces, if necessary.



6. Broil pork & serve

Switch oven to broil. Brush **roasted pork** with **remaining glaze**. Broil on top oven rack until sauce is browned and caramelized, 1–2 minutes (watch closely as broilers vary). Cut into slices.

Serve **pork** over **pineapple fried rice** with **any resting juices** from baking sheet and cutting board. Sprinkle with **scallion dark greens**. Enjoy!