

DINNERLY



Pork Rib-Eye Chop & Gravy

with Roasted Potatoes & Green Beans



30-40min



2 Servings

What do you call a pig that does karate? PORK CHOP! We've got you covered!

WHAT WE SEND

- 1 russet potato
- ½ lb green beans
- 1 shallot
- ¼ oz steak seasoning
- 12 oz pkg ribeye pork chop

WHAT YOU NEED

- olive oil
- kosher salt & ground pepper
- all-purpose flour (or gluten-free alternative)
- white wine vinegar (or apple cider vinegar) ¹⁷

TOOLS

- rimmed baking sheet
- meat mallet (or heavy skillet)
- medium skillet

ALLERGENS

Sulphites (17). May contain traces of other allergens. Packaged in a facility that packages gluten containing products.


NUTRITION PER SERVING

Calories 710kcal, Fat 33g, Carbs 59g, Protein 44g



1. Roast potatoes

Preheat oven to 450°F with rack in center. Scrub **potato**, then cut into ½-inch thick wedges. On a rimmed baking sheet, toss potatoes with **1 tablespoon oil**; season with **salt** and **pepper**. Roast on center oven rack until potatoes are golden and crisp underneath, 10–12 minutes.




4. Roast green beans

Meanwhile, flip **potatoes** and push to one side of the baking sheet. Add **green beans** and **shallots** to other side and toss with **1 tablespoon oil**; season with **a pinch each of salt and pepper**. Roast on center oven rack until potatoes are crispy and golden underneath and green beans are tender and browned in spots, 8–10 minutes.



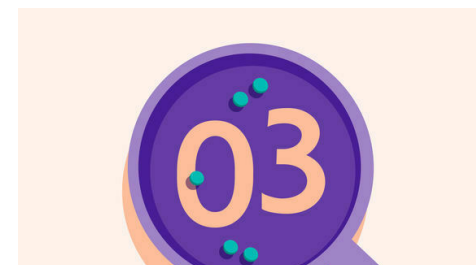
2. Prep ingredients

Trim ends from **green beans**. Cut **shallot** into quarters, then separate into pieces.



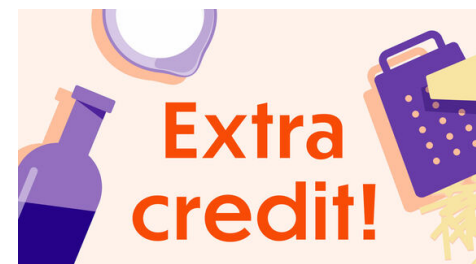
5. Cook gravy & serve

Heat **pan drippings** in reserved skillet over medium-high. Whisk in **½ tablespoon flour**, scraping up browned bits from bottom. Whisk in **½ cup water** and **¼ teaspoon vinegar**. Bring to a boil. Cook until gravy thickens enough to coat back of a spoon, 1–2 minutes; season to taste with **salt**. Serve **pork chops** with **gravy** spooned on top alongside potatoes and green beans. Enjoy!



3. Cook pork chop

Pat **pork** dry, then season all over with **steak seasoning**. Heat **1 tablespoon oil** in a medium skillet over medium-high. Add pork chops to skillet; cook until browned and cooked through, 3–4 minutes per side. Transfer to a plate; reserve skillet with **pan drippings** for step 5.



6. Make it low carb!

We have nothing against potatoes. But, we love how easy it is to swap these roasted spuds for a low-carb variation like roasted root veggies. Cut veggies like carrots, parsnips, and jicama into ½-inch planks. Toss on baking sheet with oil; season with salt and pepper. Roast, shaking baking sheet halfway through, until browned and tender, 15–20 minutes.