

DINNERLY



Everything Bagel Burger with Homefries & Creamy Scallion Schmear



30-40min



2 Servings

Breakfast, brunch, lunch, dinner, late-night snack, middle-of-the-night chow down? It says it all in the name. Everything Bagel Burger essentially means we can eat this meal at any hour of the day. And honestly? We just might. We've got you covered!

WHAT WE SEND

- 2 potatoes
- 2 scallions
- 1 oz sour cream ¹
- 2 potato buns ^{1,2,3}
- ¼ oz everything bagel seasoning ²
- 10 oz pkg grass-fed ground beef

WHAT YOU NEED

- olive oil
- kosher salt & ground pepper

TOOLS


- rimmed baking sheet
- large heavy skillet (preferably cast-iron)

ALLERGENS

Milk (1), Sesame (2), Wheat (3). May contain traces of other allergens. Packaged in a facility that packages gluten containing products.


NUTRITION PER SERVING

Calories 790kcal, Fat 35g, Carbs 67g, Protein 40g



1. Roast potatoes

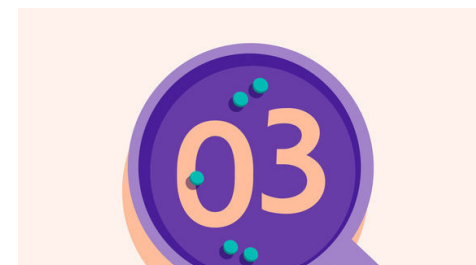
Preheat oven to 450°F with racks in the upper and lower thirds. Scrub **potatoes**, then cut into ½-inch cubes. On a rimmed baking sheet, toss with **2 tablespoons oil** and **a generous pinch each of salt and pepper**. Roast on lower oven rack until golden and crisp, about 25 minutes.



2. Prep sauce & buns


Trim ends from **scallions**, then thinly slice. In a small bowl, stir together **1 tablespoon scallions** (save rest for step 5) and **sour cream**. Season to taste with **salt and pepper**.

Lightly brush tops of **buns** with **oil**. Sprinkle **¼ teaspoon everything bagel seasoning** over top, pressing lightly to adhere.




3. Prep burgers

Shape **beef** into 2 (5-inch) patties. Season all over with **salt and pepper**, then sprinkle **1½ teaspoons everything bagel seasoning** over each patty (total 2½ teaspoons).



4. Cook burgers


Once **potatoes** have roasted for 15 minutes, heat **2 teaspoons oil** in a large heavy skillet (preferably cast-iron) over medium-high. Add **burgers** and cook until well-browned and medium-rare, 2–3 minutes per side (or longer for desired doneness).



5. Finish & serve

Place **buns**, cut-sides down, directly on upper oven rack; bake until well toasted, 2–3 minutes. Toss **potatoes** on baking sheet with **remaining scallions**. Place **burgers** on **toasted buns** and top with **a schmear of scallion sour cream**.

Serve **everything bagel burgers** with **home fries** alongside (and ketchup for dipping, if desired). Enjoy!



6. Put an egg on it!

A fried egg with a soft, runny yolk is already one of our favorite burger toppings—especially when paired with everything bagel seasoning and home fries. It's basically our excuse to eat burgers for breakfast.