

# DINNERLY



## Orange Chicken with Snow Peas & Steamed Rice



20-30min



2 Servings

Knock knock. Who's there? Orange. Orange who? Orange chicken stir-fry with snow peas & steamed rice. We promise this recipe is better than our jokes. We've got you covered!

## WHAT WE SEND

- 5 oz jasmine rice
- 4 oz snow peas
- 1 oz fresh ginger
- 1 orange
- 2 oz teriyaki sauce <sup>1,6</sup>
- ½ lb pkg chicken breast strips

## WHAT YOU NEED

- kosher salt & ground pepper
- apple cider vinegar (or white wine vinegar)
- neutral oil
- all-purpose flour <sup>1</sup>
- garlic

## TOOLS

- small saucepan
- medium nonstick skillet

## ALLERGENS

Wheat (1), Soy (6). May contain traces of other allergens. Packaged in a facility that packages gluten containing products.

## NUTRITION PER SERVING

Calories 570kcal, Fat 13g, Carbs 81g, Protein 36g



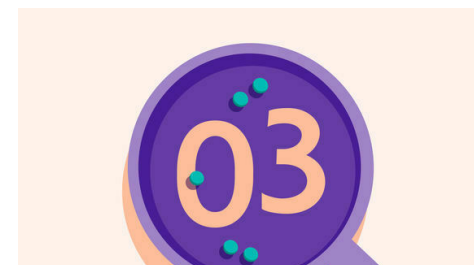
### 1. Cook rice

Place **1¼ cups water**, **rice**, and **½ teaspoon salt** in a small saucepan. Bring to a boil over high heat, then cover and cook over low heat until rice is tender and water is absorbed, about 17 minutes. Remove from heat and keep covered until ready to serve.




### 2. Prep ingredients & sauce

Trim stem ends from **snow peas**, then halve crosswise. Finely chop **2 teaspoons each of ginger and garlic**. Using a peeler, peel **4 (1-inch) orange zest strips**. Squeeze **3 tablespoons orange juice** into a medium bowl. Stir in **teriyaki sauce**, **2 tablespoons water**, and **2 teaspoons vinegar**.




### 3. Stir-fry snow peas

Heat **1 teaspoon oil** in a medium nonstick skillet over high. Add **snow peas** and a **pinch of salt**; cook, stirring, until crisp tender, 1–2 minutes. Transfer to a plate and reserve skillet.



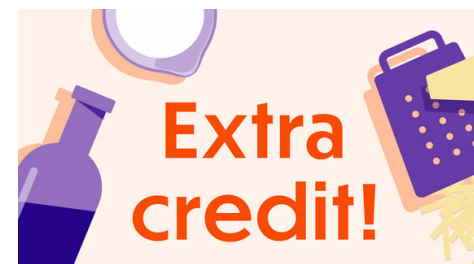
### 4. Season & brown chicken

Heat **1 tablespoon oil** in same skillet over medium-high. Add **chicken**, **chopped ginger and garlic**, **orange zest strips**, and a **pinch each of salt and pepper**; cook, stirring occasionally, until chicken is browned and almost cooked through, 2–3 minutes. Stir **1 teaspoon flour** into skillet; cook, stirring to coat chicken, about 1 minute.



### 5. Finish & serve

Stir **sauce** to recombine, then add to skillet with **chicken**. Cook, scraping up any browned bits from the bottom, until sauce is slightly reduced and chicken is cooked through, 1–2 minutes. Stir in **snow peas**. Season to taste with **salt and pepper**. Fluff **rice** with a fork. Serve **orange chicken stir-fry** over **rice** (remove orange peels, if desired). Enjoy!



### 6. Crunch, crunch!

Top with sesame seeds or chopped toasted cashews. Or, if you have them handy, throw in some drained sliced water chestnuts for some added crunch.