

DINNERLY



Low-Carb Pork Sausage Bolognese with Zucchini Ribbons



30-40min



2 Servings

It's zoooooodle time. We swapped the pappardelle with thinly sliced zucchini for a low-carb take on a classic comfort food. Enjoy that savory, saucy pork sausage while feeling a little lighter on your feet. Don't thank us, thank the zoodle! We've got you covered!

WHAT WE SEND

- 1 yellow onion
- ½ lb pkg uncased sweet Italian pork sausage
- 8 oz tomato sauce
- 2 pkts chicken broth concentrate
- 2 zucchini
- ¾ oz Parmesan ⁷

WHAT YOU NEED

- garlic
- olive oil
- kosher salt & ground pepper
- ½ cup milk ⁷

TOOLS

- medium skillet
- microplane or grater

COOKING TIP

Before you start cooking, see step 6 for a zoodle hack!

ALLERGENS

Milk (7). May contain traces of other allergens. Packaged in a facility that packages gluten containing products.

NUTRITION PER SERVING

Calories 490kcal, Fat 22g, Carbs 36g, Protein 39g



1. Brown sausage

Finely chop **onion**. Finely chop **2 teaspoons garlic**.

Heat **1 tablespoon oil** in a medium skillet over high until shimmering. Add **sausage**, breaking into ½-inch clumps; cook, without stirring, until browned on the bottom, 3–5 minutes (sausage may be gray in spots and still pink in the center). Season with **salt** and **pepper**. Transfer to a medium bowl; set aside for step 3.




2. Cook onions & grate Parm

In same skillet over medium-low heat, stir in **onion** and **a pinch of salt**. Cover and cook, stirring occasionally, until onions are completely softened but not yet browned, 6–8 minutes.




3. Simmer sauce

To skillet with **onions**, add **chopped garlic**; cook, stirring occasionally, until fragrant, about 1 minute. Stir in **sausage**, breaking up into smaller pieces. Add **tomato sauce**, **all the broth concentrate**, and **½ cup milk**; scrape up browned bits from the bottom. Bring to a boil over high heat. Lower to medium; simmer until sauce is reduced by half, about 10 minutes. Season to taste.



4. Make zucchini ribbons

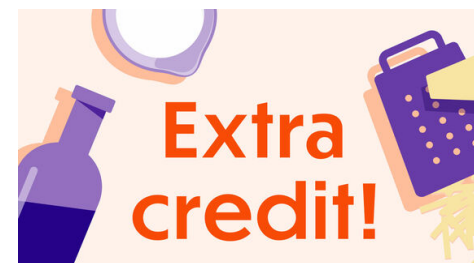
While **sauce** is simmering, use a vegetable peeler to peel **zucchini** from top to bottom into ribbons.



5. Finish & serve

To skillet with **bolognese**, stir in **zucchini ribbons**; cook over high heat, tossing frequently, until just tender, 1–2 minutes. Remove from heat; stir in **half of the Parmesan**. Season to taste with **salt** and **pepper**.

Serve **sausage bolognese** garnished with **remaining Parmesan** and **a drizzle of oil**, if desired. Enjoy!



6. Drain the zucchini!

To avoid too much moisture from escaping from the zucchini into the sauce, place the zucchini ribbons in a colander in the sink and sprinkle all over with salt. Let sit for 30 minutes, then squeeze out any moisture. If they're too salty, just rinse with cold water.