

DINNERLY



Pork Teriyaki & Sesame Salad with Jasmine Rice



30min



2 Servings

Savory, sweet, and packed with umami, teriyaki's got it all. This Japanese-inspired take-out classic would be a star all on its own, but the addition of the crisp, cool sesame salad will have you thinking: "It doesn't get any better than this!" We agree. We've got you covered!

WHAT WE SEND

- 5 oz jasmine rice
- 1 romaine heart
- 1 plum tomato
- 10 oz pkg pork strips
- 2 oz teriyaki sauce ^{1,2}
- ¼ oz pkt toasted sesame seeds ³
- 2 oz sesame dressing ^{3,1,2}

WHAT YOU NEED

- kosher salt & ground pepper
- neutral oil

TOOLS

- small saucepan
- medium nonstick skillet

ALLERGENS

Soy (1), Wheat (2), Sesame (3). May contain traces of other allergens. Packaged in a facility that packages gluten containing products.

NUTRITION PER SERVING


Calories 650kcal, Fat 22g, Carbs 78g, Protein 37g



1. Prep ingredients

In a small saucepan, combine **rice** and **1¼ cups water**. Bring to a boil. Cover and cook over low until rice is tender and liquid is absorbed, about 17 minutes. Keep covered until ready to serve.

Halve **lettuce** lengthwise, then cut half crosswise into ½-inch pieces; discard stem (save rest for own use). Cut **tomato** into ½-inch thick wedges.



4. Finish pork


Add **reserved sauce mixture** and **sesame seeds** to skillet with **pork** still over medium-high heat. Cook, stirring and tossing frequently, until sauce has thickened slightly and pork is glazed, about 1 minute. Remove from heat.



2. Prep pork & sauce

Pat **pork** dry; season with **salt** and **pepper**. Toss in a medium bowl with **1 tablespoon teriyaki sauce**.

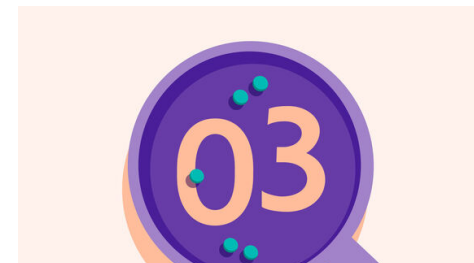
In a separate small bowl, stir **1 tablespoon water** into remaining teriyaki sauce.



5. Toss salad & serve

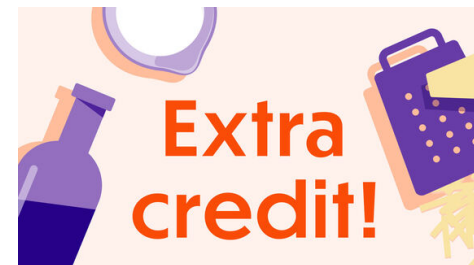
In a medium bowl, toss **lettuce** and **tomatoes** with desired amount of **sesame dressing**; season to taste with **salt** and **pepper**.

Serve **pork teriyaki** with **rice** and **sesame salad**. Enjoy!



3. Cook pork

In a medium nonstick skillet, heat **1 tablespoon oil** over medium-high. Add **pork** in a single layer. Cook, flipping occasionally, until deeply browned in spots and cooked through, 4–6 minutes.



6. Check us out!

Want to see helpful cooking tips, tricks, and bonus Dinnerly content? Follow us on Instagram @dinnerly or TikTok @dinnerlyus for more!