

# DINNERLY



## Beef Teriyaki & Sesame Salad with Jasmine Rice



30min



2 Servings

Savory, sweet, and packed with umami, teriyaki's got it all. This Japanese-inspired take-out classic would be a star all on its own, but the addition of the crisp, cool sesame salad will have you thinking: "It doesn't get any better than this!" We agree. We've got you covered!

### WHAT WE SEND

- 5 oz jasmine rice
- 1 romaine heart
- 1 plum tomato
- ½ lb pkg beef strips
- 2 oz teriyaki sauce <sup>1,6</sup>
- ¼ oz pkt toasted sesame seeds <sup>11</sup>
- 2oz sesame dressing <sup>1,6,11</sup>

### WHAT YOU NEED

- kosher salt & ground pepper
- neutral oil

### TOOLS

- small saucepan
- medium nonstick skillet

### ALLERGENS

Wheat (1), Soy (6), Sesame (11). May contain traces of other allergens. Packaged in a facility that packages gluten containing products.

### NUTRITION PER SERVING


Calories 590kcal, Fat 17g, Carbs 78g, Protein 26g



#### 1. Prep ingredients

In a small saucepan, combine **rice** and **1¼ cups water**. Bring to a boil. Cover and cook over low until rice is tender and liquid is absorbed, about 17 minutes. Keep covered until ready to serve.

Halve **lettuce** lengthwise, then cut half crosswise into ½-inch pieces; discard stem (save rest for own use). Cut **tomato** into ½-inch thick wedges.



#### 4. Finish beef


Add **reserved sauce mixture** and **sesame seeds** to skillet with **beef** over medium-high heat. Cook, stirring and tossing frequently, until sauce has thickened slightly and beef is glazed, about 1 minute. Remove from heat.



#### 2. Prep beef & sauce

Pat **beef** dry; season with **salt** and **pepper**. Toss in a medium bowl with **1 tablespoon teriyaki sauce**.

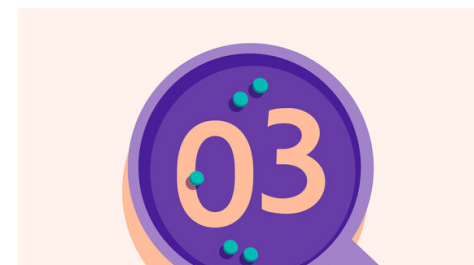
In a separate small bowl, stir **1 tablespoon water** into remaining teriyaki sauce.



#### 5. Toss salad & serve

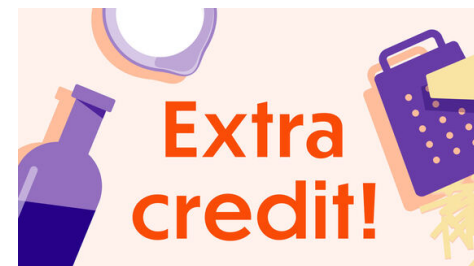
In a medium bowl, toss **lettuce** and **tomatoes** with desired amount of **sesame dressing**; season to taste with **salt** and **pepper**.

Serve **beef teriyaki** with **rice** and **sesame salad**. Enjoy!



#### 3. BEEF VARIATION

In a medium nonstick skillet, heat **1 tablespoon oil** over medium-high. Add **beef** in a single layer. Cook, flipping occasionally, until deeply browned in spots and cooked through, 4–6 minutes.



#### 6. Check us out!

Want to see helpful cooking tips, tricks, and bonus Dinnerly content? Follow us on Instagram @dinnerly or TikTok @dinnerlyus for more!