

DINNERLY



Grilled Chicken Panzanella with Zucchini, Capers & Lemon



20-30min



2 Servings

It's pretty cool when you can cook a whole meal using nothing but the grill —clean up is a piece of cake. So for this dinner, we didn't stop at the chicken. We put the whole shabang on there, including the bread for the panzanella salad. Grilled zucchini hangs out in a lemony, garlicky dressing before getting tossed with briny capers and pieces of grilled bread. We've got you covered!

WHAT WE SEND

- 1 zucchini
- 1 oz capers
- 1 ciabatta roll ¹²
- 1 lemon
- 10 oz pkg boneless, skinless chicken breast
- ¼ oz smoked paprika

WHAT YOU NEED

- garlic
- olive oil
- kosher salt & ground pepper

TOOLS

- microplane or grater
- grill or grill pan

ALLERGENS

Soy (1), Wheat (2). May contain traces of other allergens. Packaged in a facility that packages gluten containing products.

NUTRITION PER SERVING

Calories 570kcal, Fat 36g, Carbs 27g, Protein 38g



1. Prep ingredients

Trim stem end from **zucchini**, then quarter lengthwise. Peel **2 large cloves garlic**. Finely chop 1 clove; reserve 2nd clove. Roughly chop **capers**. Slice **bread** into thirds.

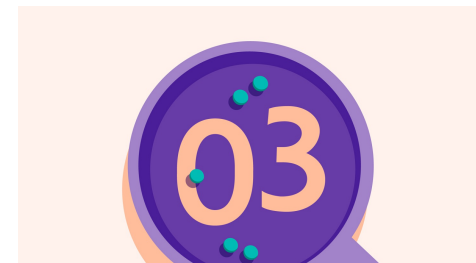
Into a large bowl, finely grate ½ **teaspoon lemon zest** and **squeeze 2 tablespoons juice**. Whisk in **chopped garlic** and ¼ **cup oil**. Transfer **2 tablespoons of the dressing** to a small bowl for step 5.



2. Grill zucchini

Heat a grill or grill pan over high.

Toss **zucchini** with **2 teaspoons oil**, ½ **teaspoon salt**, and **a few generous grinds of pepper**. Grill zucchini over medium-high heat, covered and turning occasionally, until charred on the outside and crisp-tender, about 10 minutes. Cut into 2-inch pieces and add to large bowl with **dressing**.




3. Grill chicken

Meanwhile, pat **chicken** dry. Rub all over with **oil**, **1 teaspoon smoked paprika**, and **salt**. Grill over medium-high heat until chicken is cooked through and lightly charred, 3–4 minutes per side.



4. Grill bread

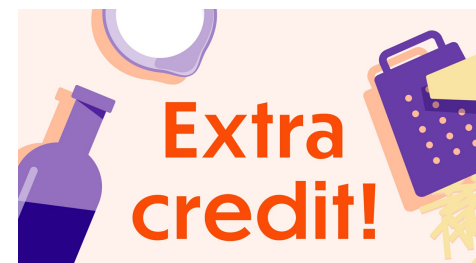
Brush **bread** on both sides with **oil** and season with **salt** and **pepper**. Grill until well charred and crisp, 1–2 minutes per side. Remove from grill and rub with **whole garlic clove**. Tear bread into 2-inch pieces.



5. Finish salad & serve

Add **capers** and **bread** to large bowl with **zucchini**. Toss to combine and season to taste with **salt** and **pepper**.

Serve **chicken** with **reserved dressing** spooned over top and with **panzanella** alongside. Enjoy!



6. Switch it up!

Turn this meal into an open-faced sandwich by keeping the grilled zucchini and bread slices whole. Then, on each bread half, layer up a piece of grilled chicken, slices of zucchini, and capers. Spoon the dressing over top! Attack it with a fork and knife!