

DINNERLY



Feta & Sun-Dried Tomato Turkey Meatloaf

with Roasted Carrots



30-40min



2 Servings

It's cheesy. It's tangy. It's a little sweet. It's 100% delicious. Who needs a plus one when you can have all the quality time you need with this jazzed up meatloaf and roasted veggies? Spiked with feta and sun-dried tomatoes, then hit with a vinaigrette to balance everything, this is the meatloaf you deserve tonight. We've got you covered!

WHAT WE SEND

- 2 oz sun-dried tomatoes
- 1 medium bag carrots
- 1 red onion
- 2 oz feta ²
- 1 oz panko ³
- 10 oz pkg ground turkey

WHAT YOU NEED

- olive oil
- kosher salt & ground pepper
- 1 large egg ¹
- balsamic (or white wine vinegar)
- garlic

TOOLS

- rimmed baking sheet

COOKING TIP


Veggies might cook faster than the meat, so keep a close eye on them and remove from oven if they're browning too quickly.

ALLERGENS

Egg (1), Milk (2), Wheat (3). May contain traces of other allergens. Packaged in a facility that packages gluten containing products.

NUTRITION PER SERVING


Calories 720kcal, Fat 48g, Carbs 42g, Protein 39g



1. Prep veggies

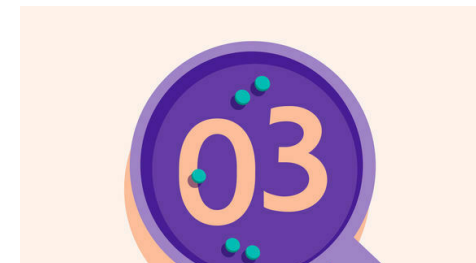
Preheat oven to 425°F with a rack in the upper third.

Finely chop **sun-dried tomatoes**. Scrub and trim ends from **carrots**; halve lengthwise, then cut into 2-inch pieces. Finely chop **1 teaspoon garlic**. Quarter **onion**, then finely chop ¼ cup, leaving remaining wedges whole.




2. Start roasting carrots

On a rimmed baking sheet, toss **carrots** with **1 tablespoon oil**; season with **salt** and **pepper**. Roast on upper oven rack, about 5 minutes.




3. Season & shape turkey

While **carrots** roast, crumble **feta** into a medium bowl. Add **turkey**, **sun-dried tomatoes**, **panko**, **chopped garlic** and **onions**, **1 large egg**, ½ **teaspoon of salt**, and **a few grinds of pepper**. Gently knead to combine. Divide into 2 equal-sized ovals.



4. Roast meatloaf & veggies

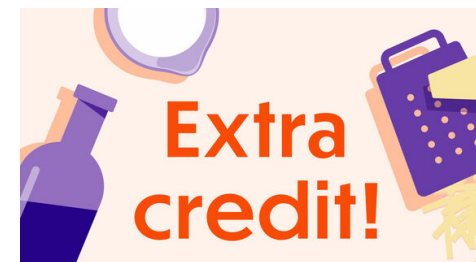
Separate layers of **onion wedges** and add to baking sheet with partially roasted **carrots**, using tongs or a spoon to carefully toss and combine. Push veggies to edges of baking sheet, then place **meatloaves** in center. Roast on upper oven rack until a thermometer inserted into meatloaves reaches 165°F internally, and veggies are tender and browned in spots, 18–20 minutes.



5. Make dressing & serve

While **meatloaves** roast, in a small bowl, whisk to combine **2 tablespoons each of vinegar and oil** with **1 tablespoon water**; season with **salt** and **pepper**. Pour **dressing** over **roasted veggies** on baking sheet, tossing to coat. Spoon **some of the pan sauce** from baking sheet over meatloaves.

Serve **meatloaves** with **roasted carrots and onions** alongside. Enjoy!



6. Carbo load!

We love a low-carb dinner, but if you're in the mood for a little something extra, mashed potatoes are always a good idea!