

DINNERLY



Coconut Curry Pork Ramen

with Snow Peas & Jammy Eggs



20-30min



2 Servings

Just thinking about a warm bowl of ramen noodles has the same effect as putting on a well-worn pair of sweatpants, curling up on the couch, and binge-watching our favorite TV show. Add in savory pork, jammy eggs, curry spices, and sweet notes of coconut milk, and all we can really say is, "You're welcome." We've got you covered!

WHAT WE SEND

- 2 (2½ oz) ramen noodles ³
- ¾ oz coconut milk powder ^{2,4}
- 2 scallions
- 4 oz snow peas
- 10 oz pkg pork strips
- ¼ oz curry powder
- ¼ oz granulated garlic
- 2 oz tamari soy sauce ⁵

WHAT YOU NEED

- kosher salt & ground pepper
- 2 large eggs ¹
- neutral oil
- butter ²
- apple cider vinegar (or white wine vinegar)

TOOLS

- medium pot

ALLERGENS

Egg (1), Milk (2), Wheat (3), Tree Nuts (4), Soy (5). May contain traces of other allergens. Packaged in a facility that packages gluten containing products.

NUTRITION PER SERVING

Calories 640kcal, Fat 47g, Carbs 21g, Protein 44g



1. Cook eggs & noodles

Bring a medium pot of **salted water** to a boil. Lower **2 large eggs** into pot; cook for 5-7 minutes. Use a slotted spoon to transfer to a bowl of **ice water**.

Return water in pot to a boil. Add **noodles**; cook, stirring occasionally to prevent sticking, until al dente, 2-3 minutes. Reserve **1½ cups cooking water**; drain noodles and rinse under cold water. Reserve pot for step 3.



2. Prep ingredients

In a medium bowl, whisk to combine **2 cups hot tap water** and **coconut milk powder** until smooth; set aside until step 4.

Trim ends from **scallions**, then thinly slice. Trim **snow peas**, then thinly slice lengthwise.


Pat **pork** dry.



3. Cook snow peas


Heat **1½ teaspoons oil** in reserved pot over high. Add **snow peas**, and season with **salt** and **pepper**. Cook until bright green and browned in spots, about 2 minutes. Transfer to a plate until step 5.

Heat **2 tablespoons oil** in same pot over medium-high. Add **pork** in a single layer and cook until browned on the bottom, about 3 minutes. Stir; reduce heat to medium-low.



4. Make broth

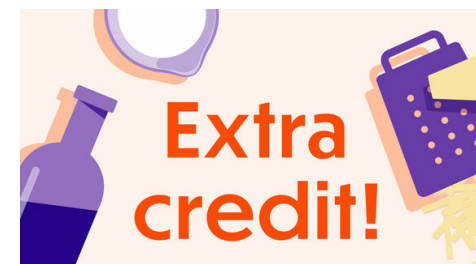
To pot with **pork**, add **3½ teaspoons curry powder**, **half the scallions**, and **½ teaspoon granulated garlic**; cook until fragrant, 30 seconds. Add **coconut milk**, **reserved cooking water**, and **tamari**; bring to a boil over high. Reduce to medium; stir in **2 tablespoons butter** and **1 teaspoon vinegar**. Cook until butter is melted, 1-2 minutes.



5. Finish & serve

Season **broth** to taste with **salt** and **pepper**. Remove pot from heat, then stir in **noodles** and **snow peas**. Peel **eggs**, then halve.

Spoon **coconut curry ramen** into bowls, and top with **jammy eggs**. Sprinkle **remaining scallions** over top. Enjoy!



6. Check us out!

Want to see helpful cooking tips, tricks, and bonus Dinnerly content? Follow us on Instagram @dinnerly or TikTok @dinnerlyus for more!