

DINNERLY



Cuban Mojo Pork Tenderloin with Tomato Rice



20-30min



2 Servings

This take on a classic Cuban mojo, full of vibrant citrus flavor courtesy of freshly squeezed orange juice, is sure to put some pep in your step! We're serving up seared pork tenderloin over rich tomato rice with a generous helping of mojo sauce spooned over top. We've got you covered!

WHAT WE SEND

- 2 scallions
- 5 oz jasmine rice
- ¼ oz taco seasoning
- 6 oz tomato paste
- 1 orange
- 10 oz pkg pork tenderloin

WHAT YOU NEED

- olive oil
- kosher salt & ground pepper
- garlic
- red wine vinegar (or vinegar of your choice)

TOOLS

- small saucepan
- microplane or grater
- medium ovenproof skillet

ALLERGENS

May contain traces of allergenic ingredients. Packaged in a facility that packages gluten containing products.

NUTRITION PER SERVING

Calories 760kcal, Fat 34g, Carbs 67g, Protein 43g




1. Toast rice

Preheat oven to 450°F with a rack in the upper third.

Trim **scallions** and thinly slice, keeping dark greens separate.

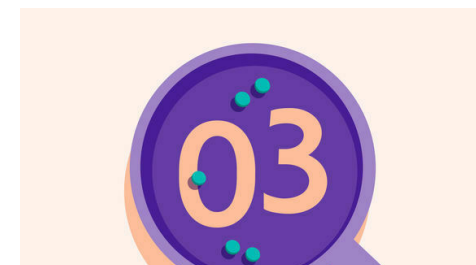
Heat **2 tablespoons oil** in a small saucepan over medium-high. Add **rice** and **scallion whites and light greens**, stirring, until rice is toasted, about 3 minutes.



2. Cook rice


Stir in **2¼ teaspoons taco seasoning** and **1 tablespoon tomato paste**. Cook, stirring, until paste is slightly caramelized, 2–3 minutes.

Add **1¼ cups water** and **½ teaspoon salt**; bring to a simmer. Cover and cook over low heat until rice is tender and water is absorbed, about 17 minutes. Keep covered off heat until ready to serve.



3. Make mojo sauce


While **rice** cooks, finely grate **½ teaspoon garlic** into a small bowl. Squeeze in **¼ cup orange juice**, then whisk in **1½ teaspoons vinegar** and **1 tablespoon oil**. Season to taste with **salt** and **pepper**.



4. Cook pork

Pat **pork** dry; season all over with **salt** and **pepper**.

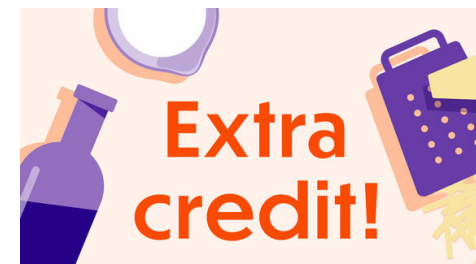
Heat **1 tablespoon oil** in a medium ovenproof skillet over medium-high. Add pork; cook until well browned on the bottom, about 3 minutes. Flip pork, then roast on upper oven rack until slightly pink and reaches 145°F internally, 6–8 minutes (or longer for desired doneness). Transfer to a cutting board to rest, 5 minutes.



5. Finish & serve

Add **mojo sauce** to same skillet; bring to a simmer over medium-high heat, scraping up any browned bits from the bottom. Immediately remove from heat; season to taste with **salt** and **pepper**. Thinly slice **pork**.

Serve **pork** with **mojo sauce** and **scallion dark greens** over top and with **tomato rice** alongside. Enjoy!



6. Take it to the next level

Intensify the flavor of the tropics with a refreshing salad of charred pineapple, sliced onion, and crisp romaine. Make a light dressing with any leftover orange juice, lime juice and zest, garlic, oil, and a pinch of sugar; season with salt and pepper. Toss salad and serve on the side or over your pork.